

Dow Jones STOXX Balkan Indices

Dr. Markus Thomas, Regional Director SEE, STOXX Ltd., 7 October 2008

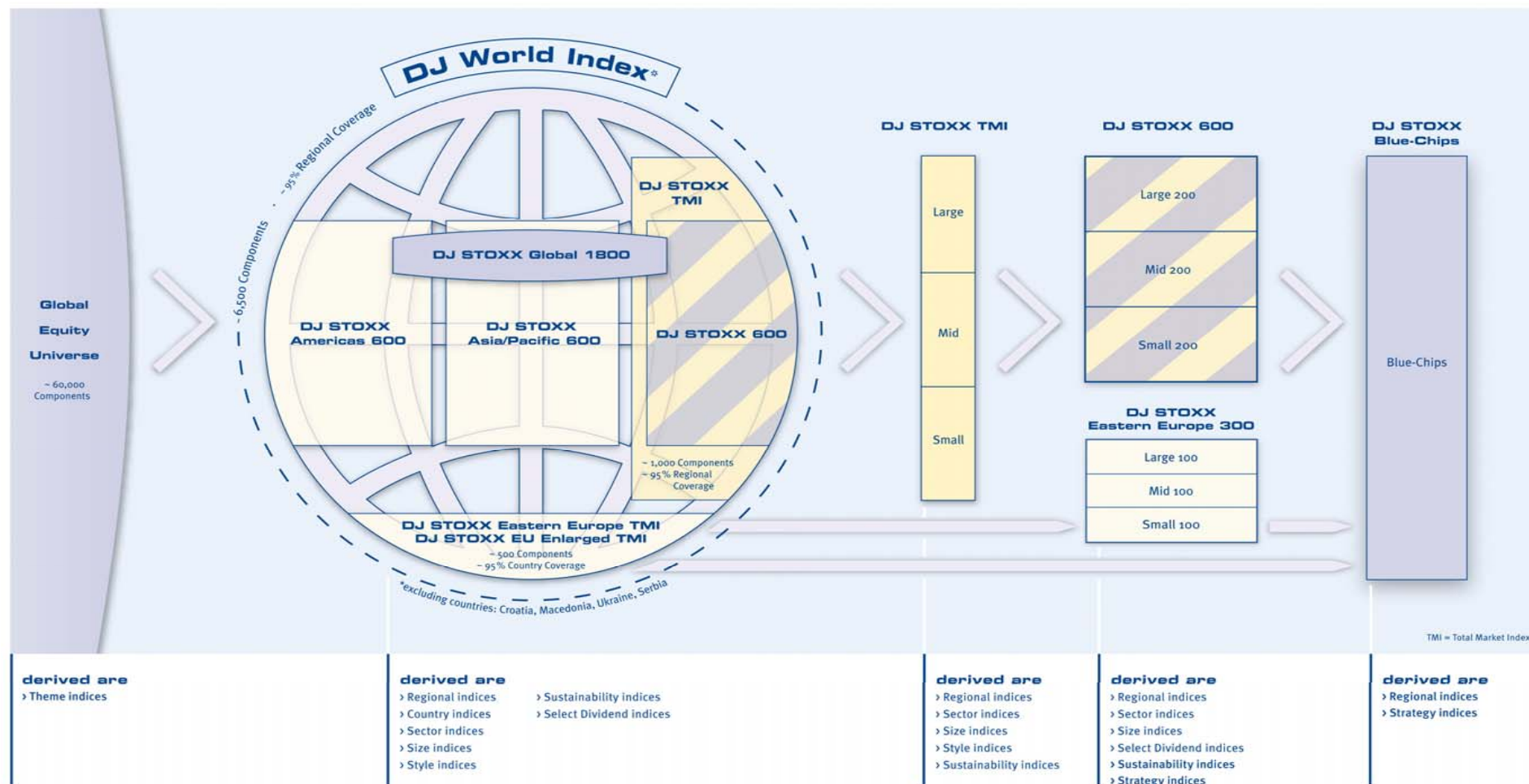
STOXX Ltd. – Company Profile.



- STOXX Ltd. is a joint venture of Deutsche Börse AG, Dow Jones & Company and SIX Swiss Exchange AG.
- STOXX Ltd. and Dow Jones Indexes (DJI) operate as globally integrated index providers - developing, maintaining, distributing and marketing a comprehensive global index family of more than 10,000 strictly rules-based and transparent indices.
- The indices of STOXX Ltd. and DJI are licensed to over 700 companies around the world.
- 163 DJ STOXX indices, 87 DJI Indices and 3 DJ-AIG Commodity Indices are currently licensed to ETF-providers.
- Over 28 billion Euro Assets under Management of European ETFs are based on DJ STOXX or DJI Indices.

Source: STOXX Ltd., 30 Sept. 2008

STOXX Ltd. – Different Types of Indices.



Source: STOXX Ltd., Oct. 2008

Dow Jones STOXX Western & Eastern Europe Indices



Dow Jones STOXX Balkan Indices – Introduction.



Dow Jones STOXX Balkan regions

Countries	DJ STOXX Balkan TMI	DJ STOXX Balkan ex Greece and Turkey TMI	DJ STOXX Sub Balkan TMI	DJ STOXX EU Enlarged TMI
Bulgaria	x	x		x
Croatia	x	x	x	
Cyprus				x
Czech Republic				x
Estonia				x
Greece	x			
Hungary				x
Latvia				x
Lithuania				x
Macedonia (FYROM)	x	x	x	
Malta				x
Poland				x
Romania	x	x		x
Russia				
Serbia	x	x	x	
Slovak Republic				x
Slovenia	x	x	x	x
Turkey	x			
Total	8	6	4	12

Dow Jones STOXX Balkan Indices – Introduction.



	Indices	Market Capitalisation (in Bln. EUR)					
		Total	Free Float	Aver.	Med.	Max.	Min.
Blue-Chip	DJ STOXX 50	2'709.85	2438.48 (90%)	48.77	37.63	137.45	19.50
	DJ EURO STOXX 50	1'951.75	1582 (81%)	31.64	29.36	89.88	8.57
	DJ STOXX Eastern Europe 50	565.99	255.28 (45%)	5.11	3.14	28.51	1.04
	DJ STOXX EU Enlarged 15	111.58	51.55 (46%)	3.44	3.13	6.68	0.87
	DJ STOXX Sub Balkan 30	19.48	8.49 (44%)	0.28	0.18	0.88	0.06

	Indices	Weight (in %)		
		Max.	Min.	Cover.
Blue-Chip	DJ STOXX 50	5.64%	0.80%	50.71%
	DJ EURO STOXX 50	5.68%	0.54%	64.30%
	DJ STOXX Eastern Europe 50	11.17%	0.41%	72.98%
	DJ STOXX EU Enlarged 15	12.96%	1.69%	61.56%
	DJ STOXX Sub Balkan 30	10.39%	0.69%	65.74%

Source: STOXX Ltd. 30 September 2008

Dow Jones STOXX Balkan Indices – Introduction.



	Indices	Market Capitalisation (in Bln. EUR)					
		Total	Free Float	Aver.	Med.	Max.	Min.
Benchmark	DJ STOXX Total Market	6'699.96	5134.83 (77%)	4.86	1.16	137.45	0.07
	DJ STOXX 600	6'089.42	4808.54 (79%)	8.01	2.62	137.45	0.34
	DJ EURO STOXX Total Market	3'804.85	2606.75 (69%)	4.68	1.13	89.88	0.10
	DJ EURO STOXX	3'462.81	2460.26 (71%)	7.79	2.93	89.88	0.54
	DJ STOXX Eastern Europe TMI	841.14	361.76 (43%)	0.70	0.11	66.12	
	DJ STOXX Eastern Europe 300	798.74	349.81 (44%)	1.17	0.24	66.12	0.04
	DJ STOXX Balkan Total Market	260.65	115.28 (44%)	0.38	0.10	13.90	0.01
	DJ STOXX EU Enlarged TMI	191.37	83.74 (44%)	0.41	0.09	6.68	0.01
	DJ STOXX Sub Balkan Total Market	31.77	12.91 (41%)	0.14	0.05	2.26	0.01

	Indices	Weight (in %)		
		Max.	Min.	Cover.
Benchmark	DJ STOXX Total Market	2.68%		
	DJ STOXX 600	2.86%	0.01%	93.65%
	DJ EURO STOXX Total Market	3.45%		
	DJ EURO STOXX	3.65%	0.02%	94.38%
	DJ STOXX Eastern Europe TMI	18.28%		
	DJ STOXX Eastern Europe 300	18.90%	0.01%	96.70%
	DJ STOXX Balkan Total Market	12.05%	0.01%	
	DJ STOXX EU Enlarged TMI	7.98%	0.01%	
	DJ STOXX Sub Balkan Total Market	17.49%	0.08%	

Source: STOXX Ltd. 30 September 2008

Dow Jones STOXX Balkan Indices – Introduction.



Indices	Market Capitalisation (in Bln. EUR)					
	Total	Free Float	Aver.	Med.	Max.	Min.
DJ STOXX Large 200	4'798.92	3986.19 (83%)	19.93	10.59	137.45	3.16
DJ EURO STOXX TMI Large	2'997.95	2117.82 (71%)	13.24	6.72	89.88	0.28
DJ EURO STOXX Large	2'673.75	2043.78 (76%)	17.93	10.10	89.88	3.47
DJ STOXX Eastern Europe Large 100	698.58	309.27 (44%)	3.09	1.30	63.76	0.26
DJ STOXX Mid 200	888.69	567.29 (64%)	2.84	2.62	6.26	0.67
DJ STOXX Eastern Europe 300	798.74	349.81 (44%)	1.17	0.24	66.12	0.04
DJ EURO STOXX TMI Mid	627.25	369.3 (59%)	1.92	1.56	7.47	0.21
DJ EURO STOXX Mid	549.66	289.8 (53%)	2.84	2.71	5.12	0.67
DJ STOXX Eastern Europe Mid 100	64.91	26.72 (41%)	0.27	0.23	0.76	0.11
DJ STOXX Small 200	401.80	255.06 (63%)	1.28	1.26	2.61	0.34
DJ EURO STOXX Small	239.40	126.68 (53%)	1.27	1.18	2.61	0.54
DJ EURO STOXX TMI Small	179.65	119.63 (67%)	0.58	0.51	1.83	0.10
DJ STOXX Eastern Europe Small 100	35.24	11.45 (32%)	0.11	0.11	0.26	0.04

Source: STOXX Ltd. 30 September 2008

Dow Jones STOXX Balkan Indices – Introduction.



	Indices	Weight (in %)		
		Max.	Min.	Cover.
Size	DJ STOXX Large 200	3.45%	0.08%	77.63%
	DJ EURO STOXX TMI Large	4.24%	0.01%	
	DJ EURO STOXX Large	4.40%	0.17%	78.40%
	DJ STOXX Eastern Europe Large 100	20.62%	0.09%	0.88
	DJ STOXX Mid 200	1.10%	0.12%	11.05%
	DJ STOXX Eastern Europe 300	18.90%	0.01%	96.70%
	DJ EURO STOXX TMI Mid	2.02%	0.06%	
	DJ EURO STOXX Mid	1.77%	0.23%	11.12%
	DJ STOXX Eastern Europe Mid 100	2.84%	0.41%	0.08
	DJ STOXX Small 200	1.02%	0.13%	4.97%
	DJ EURO STOXX Small	2.06%	0.43%	4.86%
	DJ EURO STOXX TMI Small	1.53%	0.08%	
	DJ STOXX Eastern Europe Small 100	2.31%	0.39%	3.27%

Source: STOXX Ltd. 30 September 2008

Dow Jones STOXX Balkan Blue-Chip Indices

- The Balkan Blue-chip indices complement the successful DJ STOXX Blue-chip family for Europe, the Eurozone, the EU Enlarged and the Nordic region and meet the increasing market demand for a transparent and strictly rules-based indices which enable investors to participate in the economic growth of the Balkan region.
- **Dow Jones STOXX Balkan 50 Equal Weighted Index**
 - The DJ STOXX Balkan 50 Equal Weighted Index tracks the performance of the 50 largest and most liquid companies of countries in the DJ STOXX Balkan TMI.
 - The equal weighting of the index and a fixed number of components per country ensure that all eight countries are significantly represented in the index.
- **Dow Jones STOXX Sub Balkan 30 Index**
 - The DJ STOXX Sub Balkan 30 Index provides a representation of the Supersector leaders in the former Yugoslavia.
 - The index captures approximately 80% of the free float market capitalisation of the DJ STOXX Sub Balkan TMI Index.

Dow Jones STOXX Balkan Indices – Methodology.



Dow Jones STOXX Balkan 50 Equal Weighted Index

- **Index Universe**

- The index universe is defined as all companies of the Balkan countries in the DJ STOXX Balkan TMI.

- **Initial Stock Selection**

- For each country, companies are ranked by free float market capitalisation. The highest ranked companies (20 each for Greece and Turkey, 10 each for the other countries) are added to separate country selection lists.
- For each country selection list, companies are ranked by free float market capitalisation and liquidity. A final rank is calculated from the average of the two rankings. In case two or more companies have the same ranking, the higher free float market capitalisation results in a higher final rank.

Dow Jones STOXX Balkan Indices – Methodology.



Dow Jones STOXX Balkan 50 Equal Weighted Index

- **Review procedure**

- The 5 highest ranked companies on the selection lists for Greece and Turkey and the 3 highest ranked companies on the selection lists of all other countries are selected as components.
- Any remaining current components of the DJ STOXX Balkan 50 Equal Weighted Index ranked between 6 and 15 for Greece and Turkey and 4 and 7 respectively for all other countries are added to the index.
- If the component number is still below 10 (for Greece and Turkey) and 5 (for all other countries), the highest ranked remaining stocks on each selection list are added until the index contains 50 stocks.

- **Review Frequency**

- The index composition is reviewed annually in September.

- **Weighting**

- The index is equal weighted. The weighting is reviewed quarterly.

Dow Jones STOXX Balkan Indices – Methodology.



Dow Jones STOXX Sub Balkan 30 Index

- The DJ STOXX Sub Balkan 30 Index provides a Blue-chip representation of the supersector leaders in the Sub Balkan region covering 30 stocks of Croatia, Macedonia (FYROM), Serbia and Slovenia.
- **Index Universe**
 - The index universe is defined as all components of the 19 DJ STOXX Sub Balkan TMI Supersector Indices.

Dow Jones STOXX Balkan Indices – Methodology.



Dow Jones STOXX Sub Balkan 30 Index

- For each supersector companies are ranked by free float market capitalisation.
- The largest stocks are added to the selection list until the coverage is close to, but still less than 80% of the free float market capitalisation of the DJ STOXX Sub Balkan TMI Supersector Indices.
- Any remaining stocks that are current DJ STOXX Sub Balkan 30 Index components are added to the selection list.
- **Stock selection**
 - The 20 largest stocks on the selection list are chosen as components.
 - Any remaining current components of the DJ STOXX Sub Balkan 30 Index ranked between 21 and 40 are added as index components.
 - If the component number is still below 30, then the largest stocks on the selection list are added until the index component number reaches 30.

Dow Jones STOXX Balkan Indices – Methodology.



Dow Jones STOXX Sub Balkan 30 Index

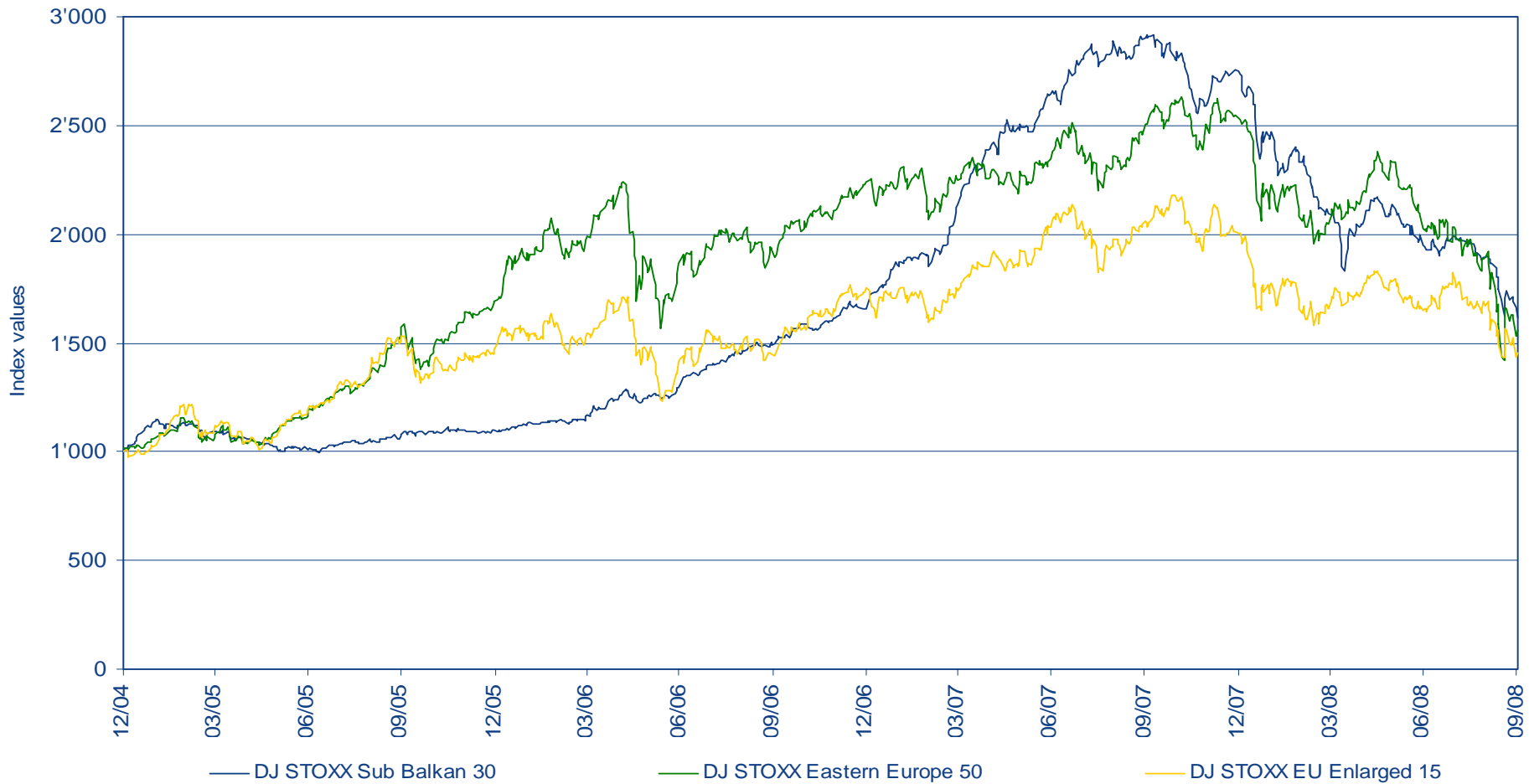
- **Review Frequency**
 - The index composition is reviewed annually in September.

- **Weighting**
 - The index is weighted by free float market capitalisation. Each component's weight is capped at 10% of the index's total free float market capitalisation. The weighting cap factors are reviewed quarterly.

Dow Jones STOXX Balkan Indices – Performance.



Dow Jones STOXX Sub Balkan 30 Index



Source: STOXX Ltd. 30 September 2008

Dow Jones STOXX Balkan Indices – Key Statistics.



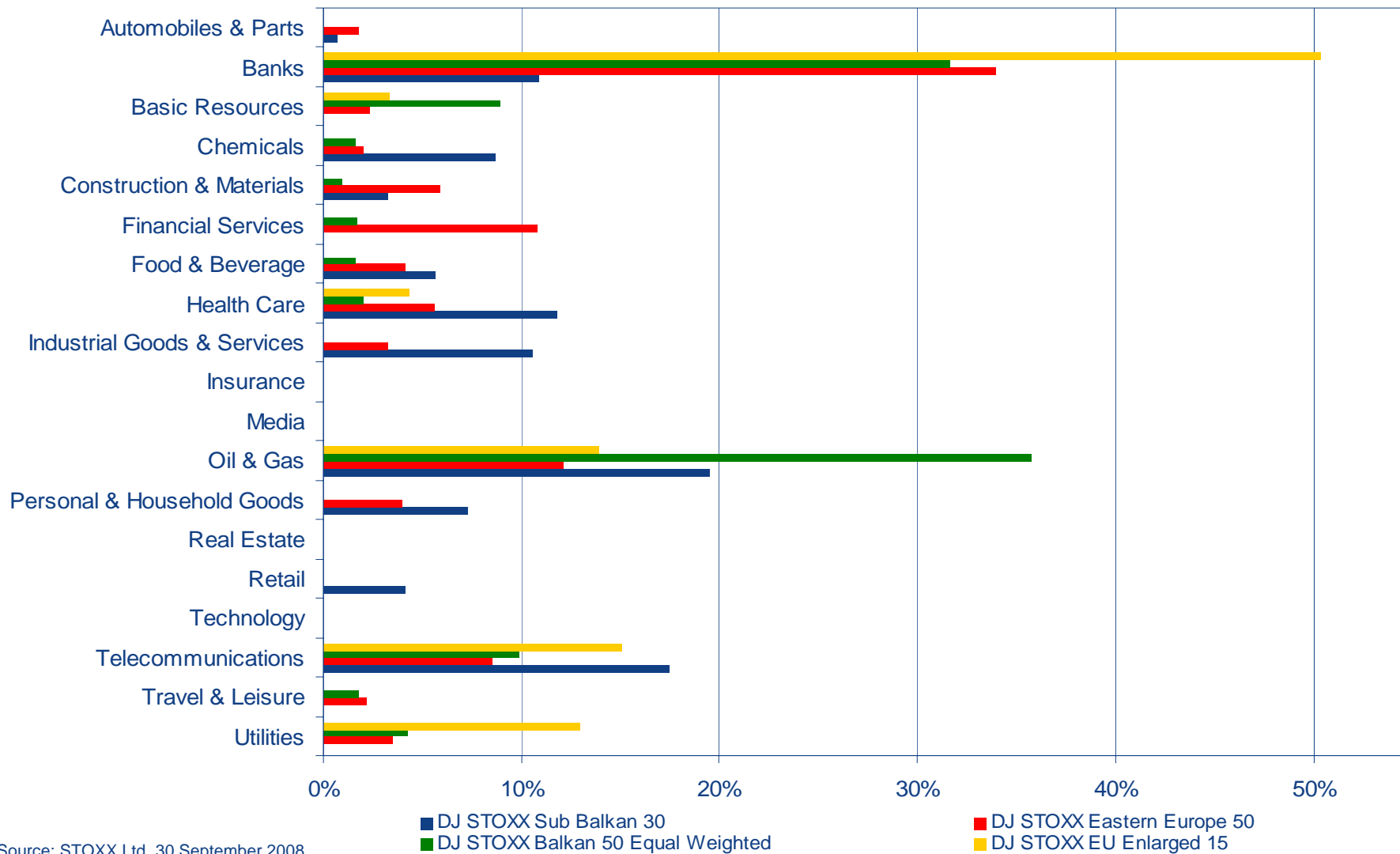
Historical Performance Returns						
	Last Month	YTD	2007	2006	2005	Since 31.12.2004
DJ STOXX Sub Balkan 30	-14.78%	-41.36%	66.56%	50.01%	10.26%	61.54%
DJ STOXX Balkan 50 Equal Weighted	-15.30%	-43.70%	33.07%	-	-	-
DJ STOXX Eastern Europe 50	-17.31%	-38.77%	14.36%	32.27%	68.61%	56.16%
DJ STOXX EU Enlarged 15	-14.13%	-27.84%	16.38%	19.44%	44.96%	45.41%
DJ EURO STOXX 50	-9.73%	-30.95%	6.79%	15.12%	21.28%	2.95%

	Volatility	Annualised Performance		
	(30 Days)	3 Year	1 Year	Since 31.12.2004
DJ STOXX Sub Balkan 30	25.99%	14.30%	-43.49%	13.44%
DJ STOXX Balkan 50 Equal Weighted	39.46%	-	-44.80%	-
DJ STOXX Eastern Europe 50	70.96%	0.59%	-36.13%	12.43%
DJ STOXX EU Enlarged 15	45.20%	-1.13%	-27.95%	10.35%
DJ EURO STOXX 50	39.81%	-3.89%	-30.11%	0.77%

	30 Day Correlation				
	DJ STOXX Sub Balkan 30	DJ STOXX Balkan 50 Equal Weighted	DJ STOXX Eastern Europe 50	DJ STOXX EU Enlarged 15	DJ EURO STOXX 50
DJ STOXX Sub Balkan 30	1	0.8916	0.7941	0.7526	0.7025
DJ STOXX Balkan 50 Equal Weighted		1	0.9179	0.8688	0.8688
DJ STOXX Eastern Europe 50			1	0.8969	0.8622
DJ STOXX EU Enlarged 15				1	0.8954
DJ EURO STOXX 50					1

Source: STOXX Ltd. 30 September 2008

Dow Jones STOXX Balkan Indices – Representation.



Source: STOXX Ltd. 30 September 2008

Dow Jones STOXX Balkan Indices – Components.



Country	DJ STOXX Sub Balkan 30 Index	Supersector	Weight	Country	DJ STOXX Sub Balkan 30 Index	Supersector	Weight
Croatia	Hrvatski Telekom	Telecommunications	10.39%	Serbia	Agrobanka	Banks	0.88%
Croatia	Ina-Industrija Nafta	Oil & Gas	10.39%	Serbia	Soja Protein	Food & Beverage	0.78%
Croatia	Adris Grupa Pref	Personal & Household Goods	3.42%	Slovenia	Krka	Health Care	10.23%
Croatia	Atlantska Plovidba	Industrial Goods & Services	2.98%	Slovenia	Petrol D.D.	Oil & Gas	6.96%
Croatia	Podravka Prehrambena Ind.	Food & Beverage	2.13%	Slovenia	Sava	Chemicals	6.76%
Croatia	Ericsson Nikola Tesla	Telecommunications	2.06%	Slovenia	Telekom Slovenije	Telecommunications	5.04%
Croatia	Institut Gradunarstva Hrvatsk	Construction & Materials	1.87%	Slovenia	Mercator	Retail	4.12%
Croatia	Dalekovod	Industrial Goods & Services	1.57%	Slovenia	Gorenje Velenje	Personal & Household Goods	3.85%
Croatia	Ingra	Construction & Materials	1.43%	Slovenia	Nova Kreditna Banka Maribor	Banks	3.10%
Croatia	Tehnika	Automobiles & Parts	0.69%	Slovenia	Pivovarna Lasko	Food & Beverage	2.74%
Macedonia (FYROM)	Komercijalna Banka Ord.	Banks	1.93%	Slovenia	Luka Koper	Industrial Goods & Services	2.68%
Macedonia (FYROM)	Alkaloid	Health Care	1.54%	Slovenia	Istrabenz	Oil & Gas	2.18%
Serbia	Aik Banka	Banks	3.09%	Slovenia	Helios Domzale	Chemicals	1.92%
Serbia	Komercijalna Banka	Banks	1.91%	Slovenia	Intereuropa	Industrial Goods & Services	1.26%
Serbia	Energoprojekt Hldg	Industrial Goods & Services	0.92%	Slovenia	Aerodrom Ljubljana	Industrial Goods & Services	1.16%

Source: STOXX Ltd. 30 September 2008

Dow Jones STOXX Balkan Indices– Sector Representation.



Supersector	DJ STOXX Sub Balkan 30		DJ STOXX Balkan 50 Equal Weighted		DJ STOXX Eastern Europe 50		DJ STOXX EU Enlarged 15	
	Cover.	Comp.	Cover.	Comp.	Cover.	Comp.	Cover.	Comp.
Automobiles & Parts	0.69%	1	1.79%	1	-	-	-	-
Banks	10.91%	5	33.93%	17	31.60%	15	50.31%	6
Basic Resources	-	-	2.32%	1	8.90%	6	3.33%	1
Chemicals	8.68%	2	2.00%	1	1.61%	1	-	-
Construction & Materials	3.30%	2	5.92%	3	0.96%	2	-	-
Financial Services	-	-	10.80%	5	1.72%	2	-	-
Food & Beverage	5.66%	3	4.14%	2	1.61%	2	-	-
Health Care	11.77%	2	5.61%	3	1.99%	3	4.38%	1
Industrial Goods & Services	10.57%	6	3.26%	2	-	-	-	-
Insurance	-	-	-	-	-	-	-	-
Media	-	-	-	-	-	-	-	-
Oil & Gas	19.53%	3	12.08%	6	35.71%	7	13.93%	3
Personal & Household Goods	7.27%	2	3.94%	2	-	-	-	-
Real Estate	-	-	-	-	-	-	-	-
Retail	4.12%	1	-	-	-	-	-	-
Technology	-	-	-	-	-	-	-	-
Telecommunications	17.49%	3	8.53%	4	9.83%	8	15.10%	3
Travel & Leisure	-	-	2.20%	1	1.77%	1	-	-
Utilities	-	-	3.49%	2	4.30%	3	12.96%	1
Total	100%	30	100%	50	100%	50	100%	15

Source: STOXX Ltd. 30 September 2008

Dow Jones STOXX Balkan Indices– Country Representation.



Country	DJ STOXX Sub Balkan 30		DJ STOXX Balkan 50 Equal Weighted		DJ STOXX Eastern Europe 50		DJ STOXX EU Enlarged 15	
	Cover.	Comp.	Cover.	Comp.	Cover.	Comp.	Cover.	Comp.
Bulgaria			8.95%	5				
Croatia	36.93%	10	10.22%	5	0.51%	1		
Cyprus					2.15%	2	10.68%	2
Czech Republic					4.18%	3	20.69%	3
Estonia								
Greece			20.83%	10	18.10%	12		
Hungary					5.03%	4	21.43%	3
Latvia								
Lithuania								
Macedonia (FYROM)	3.47%	2	9.95%	5				
Malta								
Poland					8.30%	5	42.82%	6
Romania			9.34%	5				
Russia					53.71%	15		
Serbia	7.58%	5	8.29%	5				
Slovak Republic								
Slovenia	52.00%	13	10.09%	5	0.88%	1	4.38%	1
Turkey			22.33%	10	7.12%	7		
Total	100.00%	30	100.00%	50	100.00%	50	100.00%	15

Source: STOXX Ltd. 30 September 2008

Dow Jones STOXX Balkan Indices – Introduction.



Dow Jones STOXX Balkan Total Market Index (TMI).

Dow Jones STOXX Balkan ex Greece and Turkey Total Market Index (TMI).

Dow Jones STOXX Sub Balkan Total Market Index (TMI).

- The DJ STOXX Balkan Total Market Indices consistently cover approximately 95% of the free float market capitalisation of the represented countries on a country level.
- The selection on a country level guarantees a representation of each country.
- The indices are derived from the DJ STOXX Eastern Europe TMI.
- The DJ STOXX Balkan TMI serves as the basis for the DJ STOXX Balkan 50 Equal Weighted Index.
- The DJ STOXX Sub Balkan TMI serves as the basis for the DJ STOXX Sub Balkan 30 Index.

Dow Jones STOXX Balkan Indices – Methodology.



Dow Jones STOXX Balkan Total Market Index (TMI).

- **Index Universe**

- The index universe is constructed by aggregating the stocks traded on the major exchanges of the Balkan countries of the respective Balkan region.
- Only common stocks and those with similar characteristics are included.
- Stocks that have had more than 10 non-trading days during the past three months are excluded.

Dow Jones STOXX Balkan Indices – Methodology.



Dow Jones STOXX Balkan Total Market Index (TMI).

▪ Stock Selection

- Target coverage: 95% of the free float market capitalisation of the investable stock universe by country.
- The stocks covering the top 93% of the free float market capitalisation of the index universe are automatically selected.
- The stocks representing the additional 2% of free float market capitalisation are selected from the largest remaining current DJ STOXX Balkan TMI components whose market capitalisations are between the 93rd and 99th percentiles.
- If the coverage is still below 95%, then the largest remaining stocks are selected until the universe coverage reaches 95%.

Dow Jones STOXX Balkan Indices – Methodology.



Dow Jones STOXX Balkan Total Market Index (TMI).

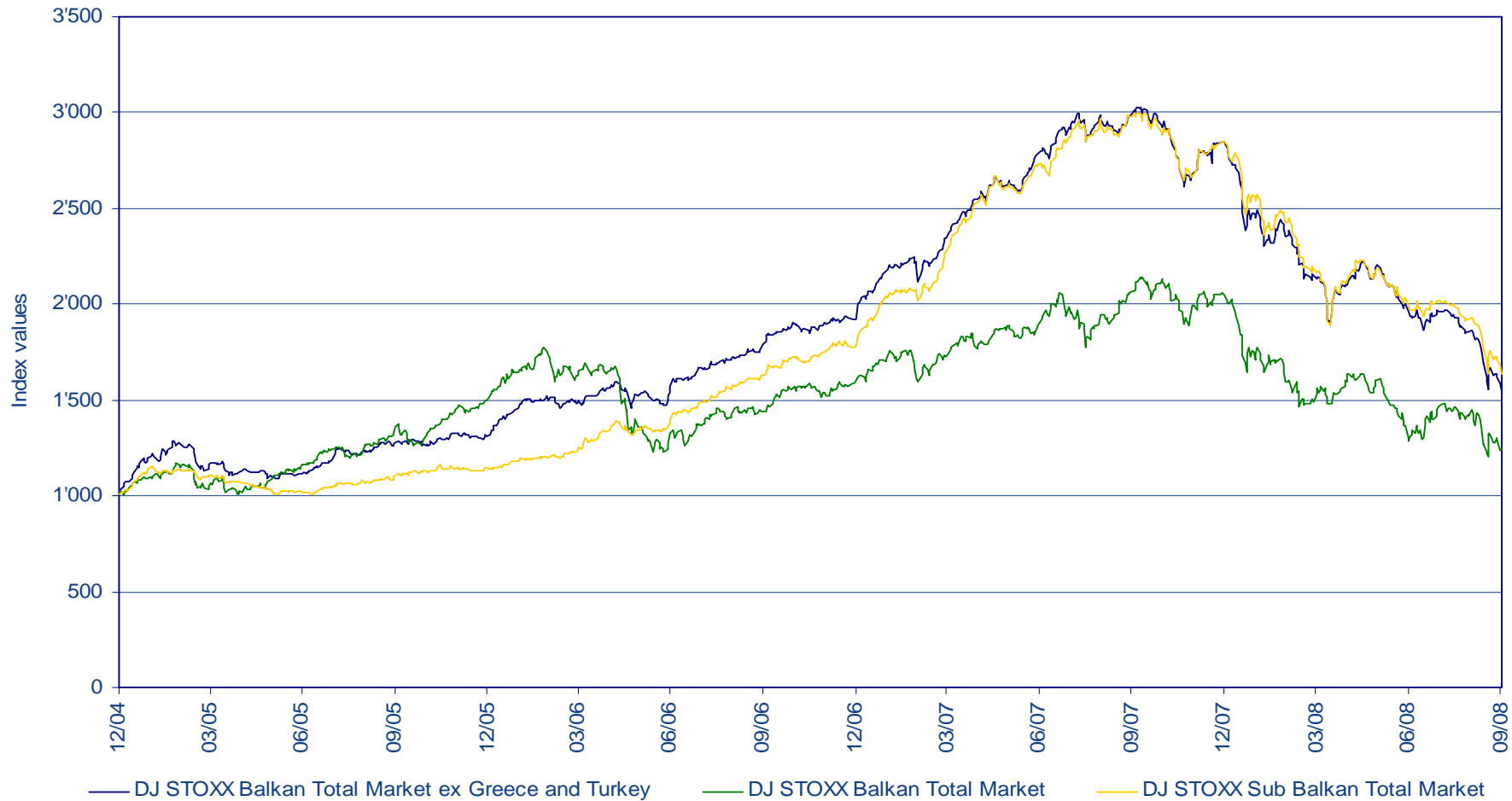
- **Review Frequency**
 - The index composition is reviewed quarterly in March, June, September and December.

- **Weighting**
 - The index is weighted by free float market capitalisation. The free float weights are reviewed quarterly.

Dow Jones STOXX Balkan Indices – Introduction.



Dow Jones STOXX Balkan Total Market Indices



Source: STOXX Ltd. 30 September 2008

Dow Jones STOXX Balkan Indices– Key Statistics.



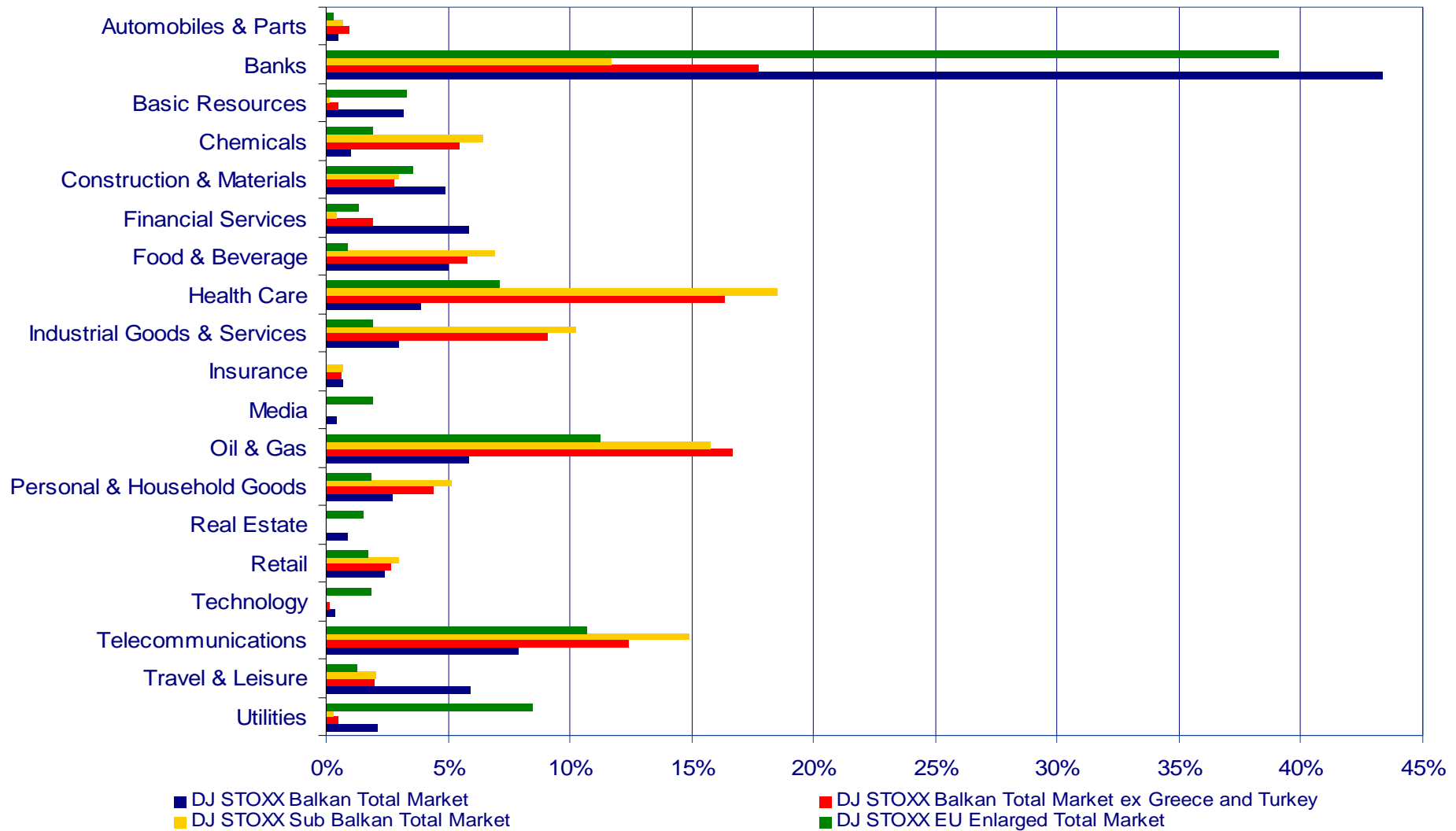
Historical Performance Returns						
	Last Month	YTD	2007	2006	2005	Since 31.12.2004
DJ STOXX Sub Balkan Total Market	-14.89%	-42.50%	60.23%	54.99%	14.74%	63.84%
DJ STOXX Balkan Total Market	-12.51%	-39.63%	30.24%	5.49%	50.15%	24.54%
DJ STOXX Balkan Total Market ex Greece and Turkey	-16.88%	-45.81%	48.18%	46.17%	31.48%	54.34%
DJ STOXX EU Enlarged TMI	-12.88%	-32.68%	16.75%	29.21%	41.39%	43.57%
DJ EURO STOXX Total Market	-11.69%	-32.03%	4.28%	20.57%	23.19%	5.27%
DJ STOXX Total Market	-11.40%	-29.93%	-0.52%	18.15%	23.68%	1.86%

	Volatility	Annualised Performance	
	(30 Days)	1 Year	Since 31.12.2004
DJ STOXX Sub Balkan Total Market	26.91%	-44.22%	13.86%
DJ STOXX Balkan Total Market	46.16%	-38.65%	5.94%
DJ STOXX Balkan Total Market ex Greece and Turkey	29.11%	-47.38%	12.09%
DJ STOXX EU Enlarged TMI	39.04%	-33.65%	9.98%
DJ EURO STOXX Total Market	38.95%	-32.47%	1.36%
DJ STOXX Total Market	38.97%	-31.96%	0.49%

30 Day Correlation						
	DJ STOXX Sub Balkan Total Market	DJ STOXX Balkan Total Market	DJ STOXX Balkan Total Market ex Greece and Turkey	DJ STOXX EU Enlarged TMI	DJ EURO STOXX Total Market	DJ STOXX Total Market
DJ STOXX Sub Balkan Total Market	1	0.8406	0.9928	0.7956	0.7071	0.7016
DJ STOXX Balkan Total Market		1	0.8562	0.9195	0.9043	0.8406
DJ STOXX Balkan Total Market ex Greece and Turkey			1	0.8114	0.7180	0.9928
DJ STOXX EU Enlarged TMI				1	0.9014	0.7956
DJ EURO STOXX Total Market					1	0.7071
DJ STOXX Total Market						1

Source: STOXX Ltd. 30 September 2008

Dow Jones STOXX Balkan Indices— Sector Representation.



Source: STOXX Ltd. 30 September 2008

Dow Jones STOXX Balkan Indices– Sector Representation.



Supersector	DJ STOXX Balkan Total Market		DJ STOXX Balkan Total Market ex Greece and Turkey		DJ STOXX Sub Balkan Total Market		DJ STOXX EU Enlarged Total Market	
	Cover.	Comp.	Cover.	Comp.	Cover.	Comp.	Cover.	Comp.
Automobiles & Parts	0.50%	7	0.96%	5	0.71%	3	0.32%	5
Banks	43.32%	47	17.77%	21	11.71%	17	39.08%	25
Basic Resources	3.19%	15	0.52%	3	0.15%	1	3.33%	8
Chemicals	0.99%	11	5.49%	8	6.41%	6	1.91%	11
Construction & Materials	4.91%	30	2.79%	7	3.01%	5	3.54%	22
Financial Services	5.86%	16	1.89%	8	0.47%	2	1.32%	10
Food & Beverage	5.04%	23	5.77%	14	6.92%	14	0.90%	10
Health Care	3.89%	13	16.38%	6	18.50%	2	7.10%	11
Industrial Goods & Services	3.02%	39	9.09%	22	10.25%	17	1.88%	19
Insurance	0.67%	6	0.61%	2	0.73%	2	-	-
Media	0.45%	4	-	-	-	-	1.94%	5
Oil & Gas	5.88%	16	16.66%	9	15.76%	4	11.28%	14
Personal & Household Goods	2.73%	17	4.40%	5	5.15%	4	1.85%	13
Real Estate	0.91%	7	-	-	-	-	1.51%	5
Retail	2.39%	9	2.70%	3	2.99%	2	1.74%	11
Technology	0.36%	5	0.11%	1	-	-	1.83%	11
Telecommunications	7.91%	7	12.42%	4	14.89%	4	10.72%	10
Travel & Leisure	5.89%	20	1.98%	9	2.05%	7	1.27%	8
Utilities	2.08%	10	0.51%	2	0.29%	1	8.48%	6
Total	100%	302	100%	129	100%	91	100%	204

Source: STOXX Ltd. 30 September 2008

Dow Jones STOXX Balkan Indices– Country Representation.



Country	DJ STOXX Balkan Total Market		DJ STOXX Balkan Total Market ex Greece and Turkey		DJ STOXX Sub Balkan Total Market		DJ STOXX EU Enlarged Total Market	
	Cover.	Comp.	Cover.	Comp.	Cover.	Comp.	Cover.	Comp.
Bulgaria	0.44%	16	3.23%	16				16
Croatia	4.69%	47	34.90%	47	41.82%	47		
Cyprus							7.19%	6
Czech Republic							15.08%	7
Estonia							0.86%	10
Greece	51.85%	71						
Hungary							15.86%	8
Latvia							0.14%	2
Lithuania							0.60%	10
Macedonia (FYROM)	0.50%	10	3.77%	10	4.51%	10		
Malta							1.01%	4
Poland							49.00%	103
Romania	1.81%	22	13.38%	22			2.46%	22
Russia								
Serbia	0.91%	20	6.95%	20	8.33%	20		
Slovak Republic								
Slovenia	5.07%	14	37.82%	14	45.36%	14	7.00%	14
Turkey	34.72%	102						
Total	100.00%	302	100.00%	129	100.00%	91	100.00%	202

Source: STOXX Ltd. 30 September 2008

Dow Jones STOXX Balkan Indices – Website.



- **Services on www.stoxx.com**

- **Monthly reports**
 - Performance.
 - Weights & counts.
 - Charts & comparative.

- **Data**
 - Daily change files.
 - End-of-day history index values.
 - Selection lists.

- **Marketing collaterals**
 - Factsheet.
 - Methodology Sheet.

Dow Jones STOXX Balkan Indices – Business Development Team.



Europe

Rosa Anna Grimaldi

BE, FR, GR, IT, IL, TR; Africa
+33 1 4070 8004
rosanna.grimaldi@stox.com

Helena Octavio

ES, PT, South America
+34 91 395 8137
helena.octavio@stox.com

U.S.

Richard Ciuba

U.S.
+1 609 520 7172
richard.ciuba@dowjones.com

Dr. Markus Thomas

AT, DE, LU, CH, Eastern Europe
+41 58 854 2307
markus.thomas@stox.com

Shaun Baskett

IE, NL, UK
+44 207 864 4343
shaun.baskett@stox.com

Asia/Pacific

Anthony Yeung

+852 2831 2580
anthony.yeung@dowjones.com

Peter Wölger

DK, FI, IS, NO, SE, RU, UA, Baltic
+46 8 5451 3120
peter.wolger@stox.com

Dow Jones STOXX® Indices are the intellectual property of STOXX Ltd. and Dow Jones & Company Inc. ('Dow Jones').
'Dow Jones' is a trademark of Dow Jones and 'STOXX' is a trademark of STOXX Ltd. Use of the trademarks and indices requires a license.