

MONTHLY STATISTICAL BULLETIN

AUGUST 2014

Market capitalization : 93.249.947.311

Turnover: 280.698.564

Number of transactions: 1.111

MBI10: 1.714,17

↑1,84%

↑76,52%

↑40,28%

↑1,22%

BASIC INDICATORS

TURNOVER (denars)	July 2014	August 2014	% of change
TRADING IN BEST	91.032.531	272.314.444	199,14
Shares	72.385.891	74.548.556	2,99
Bonds	18.646.640	197.765.888	960,60
DAILY AVERAGE TURNOVER (denars)	4.137.842	13.615.722	229,05
DAILY AVERAGE NUMBER OF TRANSACTIONS	36	55	52,78
BLOCK TRANSACTIONS	67.983.628	8.384.120	-87,67
PUBLIC AUCTIONS	0	0	-
PUBLIC OFFERING	0	0	-
TOTAL	159.016.159	280.698.564	76,52

NUMBER OF TRANSACTIONS

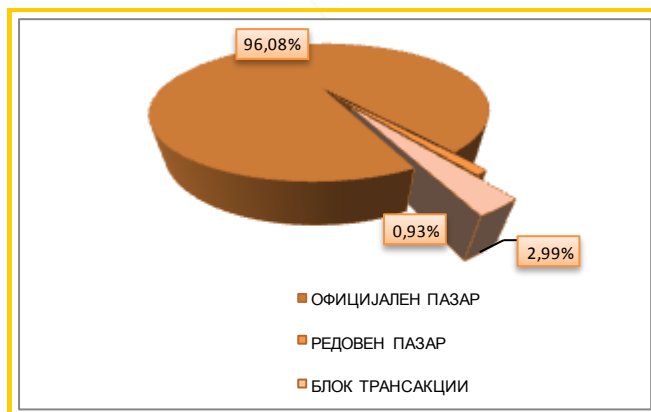
TRADING IN BEST	785	1.108	41,15
BLOCK TRANSACTIONS	7	3	-57,14
PUBLIC AUCTIONS	0	0	-
PUBLIC OFFERING	0	0	-
TOTAL	792	1.111	40,28

MARKET CAPITALIZATION (denars)

MARKET CAPITALIZATION OF SHARES	91.566.899.514	93.249.947.311	1,84
OFFICIAL MARKET-SHARES	88.035.418.590	89.718.466.387	1,91
MARKET OF JOINT STOCK COMPANIES WITH SPECIAL REPORTING OBLIGATIONS	3.531.480.924	3.531.480.924	0,00
MARKET CAPITALIZATION OF BONDS	5.056.241.788	5.502.799.617	8,83
TOTAL MARKET CAPITALIZATION	96.623.141.302	98.752.746.928	2,20
MBI10	1.693,47	1.714,17	1,22
OMB	124,85	121,31	-2,84
NUMBER OF LISTED SECURITIES	116	116	0,00
NUMBER OF TRADING DAYS	22	20	-9,09

TURNOVER STRUCTURE

Market segment	Turnover (denars)	Turnover (EUR)	%	Number of transactions
OFFICIAL MARKET	269.691.058	4.385.365	96,08	1.072
REGULAR MARKET	2.623.386	42.659	0,93	36
BLOCK TRANSACTIONS	8.384.120	136.345	2,99	3
TOTAL	280.698.564	4.564.370	100,00	1.111



MONTHLY STATISTICAL BULLETIN

10 MOST LIQUID SHARES (Official market)

Issuer	Max (denars)	Min (denars)	Average price (denars)	Volume	Turnover (denars)	Turnover (EUR)	%	Num. of trans.	Market capitalization (denars)
NLB Tutunska banka Skopje	4.538,00	3.740,00	4.321,28	7.065	30.983.470	503.779	43,08	92	3.645.132.348
Komercijalna banka AD Skopje	2.240,00	2.062,00	2.157,16	5.535	11.882.859	193.219	16,52	106	5.026.938.082
Alkaloid AD Skopje	4.470,00	4.353,00	4.384,98	2.196	9.621.420	156.451	13,38	103	6.341.036.925
Granit AD Skopje	430,00	400,00	406,71	9.033	3.722.774	60.536	5,18	43	1.311.477.979
Makpetrol AD Skopje	22.000,00	20.500,00	21.059,52	167	3.519.233	57.228	4,89	46	2.472.404.000
Makedonski Telekom AD Skopje	285,00	271,00	277,39	11.005	3.059.489	49.751	4,25	41	26.834.858.400
Makedonijaturist Skopje	3.150,00	3.080,00	3.108,35	640	1.999.064	32.508	2,78	22	1.424.578.050
Stopanska banka Skopje	278,00	210,00	231,45	4.214	1.031.332	16.772	1,43	20	4.365.045.000
Skopski Pazar AD Skopje	7.900,00	7.600,00	7.782,62	108	841.364	13.682	1,17	12	560.402.300
Stopanska banka Bitola	1.400,00	1.300,00	1.340,54	498	669.764	10.892	0,93	11	547.367.800
Rest				77.471	4.594.401	74.711	6,39	106	37.189.225.502
Total				117.932,00	71.925.170	1.169.529	100	602	89.718.466.387

TOP GAINERS / TOP LOSERS—OFFICIAL MARKET

Issuer	Average price (denars) 31.07.2014	Average price (denars) 31.08.2014	% of change
TOP GAINERS			
Trgotekstil Maloprodazba Skopje	101,00	149,00	47,52
Stopanska banka Skopje	200,00	250,00	25,00
NLB Tutunska banka Skopje	3.740,00	4.268,00	14,12
UNI Banka Skopje	556,98	623,77	11,99
Teteks Tetovo	611,00	670,00	9,66
TOP LOSERS			
Stopanska banka Skopje—preference	270,00	250,00	-7,41
Ading Skopje	250,00	243,00	-2,80
Makstil Skopje	74,00	72,00	-2,70
Toplifikacija Skopje	718,00	700,00	-2,51
Makedonijaturist Skopje	3.200,00	3.150,00	-1,56

OVERVIEW OF THE TRADING WITH BONDS

	HIGH (%)	LOW (%)	Last daily average price (%)	Last trading day	Volume (in EUR)	Turnover (denars)	Turnover (EUR)	Yield to maturity *
Government bonds-denationalization V issue (RMDEN05)	96,00	96,00	96,00	18.08.2014	1.380	81.467	1.325	5,38%
Government bonds-denationalization VII issue (RMDEN07)	95,00	95,00	95,00	06.08.2014	12.338	720.837	11.721	4,39%
Government bonds-denationalization IX issue (RMDEN09)	92,00	92,00	92,00	18.08.2014	2.000	113.149	1.840	4,75%
Government bonds-denationalization XI issue (RMDEN11)	89,50	89,50	89,50	11.08.2014	70	3.853	63	4,86%
Government bonds-denationalization XII issue (RMDEN12)	92,20	88,20	88,20	27.08.2014	7.758	436.035	7.090	4,92%
Government bonds-denationalization XIII issue (RMDEN13)	90,00	88,90	89,10	29.08.2014	3.586.915	196.410.547	3.193.798	4,20%

* The model for calculation of annual average yield to maturity is adapted to the characteristics of the bonds. Calculation date is 31.08.2014 using the last average price of the bonds.

MONTHLY STATISTICAL BULLETIN

MBI10

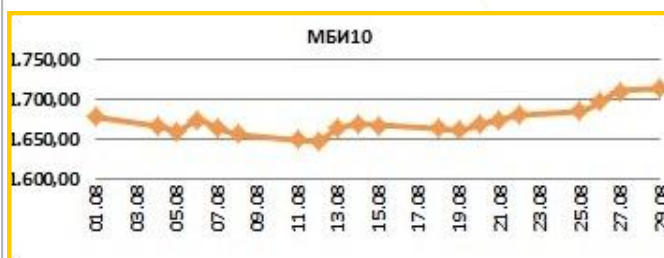
Value at 31.08.2014 1.714,14

MAX Value in August (29.08.2014) 1.714,14

MIN Value in August (12.08.2014) 1.648,93

Monthly change 1,22 %

% of change from 31.12.2013 -1,42 %

All about MBI10 on: <http://www.mse.com.mk/Indicies.aspx?Index=MBI10>

Composition of MBI10

Composition of MBI10	Turnover (denars)	Volume	Num. of trans.	Last average price	% of monthly change of price
Alkaloid AD Skopje	9.621.420	2.196	103	4.430,10	1,81
Granit AD Skopje	3.722.774	9.033	43	427,00	3,64
Komercijalna banka AD Skopje	11.882.859	5.535	106	2.205,70	-1,53
Makpetrol AD Skopje	3.519.233	167	46	22.000,00	0,00
Makedonijaturist AD Skopje	1.999.064	640	22	3.150,00	-1,56
Replek AD Skopje	517.470	10	6	53.500,00	8,74
Stopanska banka AD Bitola	669.764	498	11	1.400,00	7,69
Makedonski Telekom AD Skopje	3.059.489	11.005	41	280,00	0,00
Skopski pazar AD Skopje	841.364	108	12	7.900,00	3,65
Fersped AD Skopje	0	0	0	54.101,00	0,00

OMB

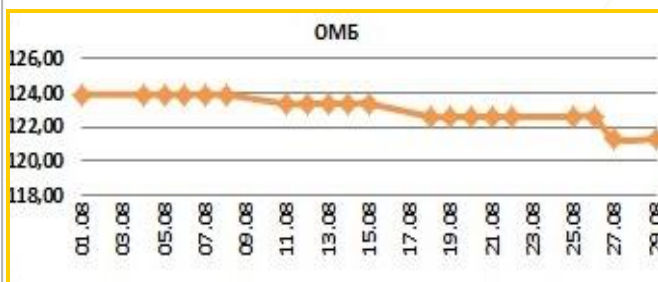
Value at 31.08.2014 121,31

MAX Value in August (01.08.2014) 123,92

MIN Value in August (27.08.2014) 121,31

Monthly change -2,84 %

% of change from 31.12.2013 -2,27 %

All about OMB on: <http://www.mse.com.mk/Indicies.aspx?Index=OMB>

Composition of OMB

Composition of OMB	Turnover (denars)	Volume	Num. of trans.	Last average price	% of monthly change of price
Government bonds-denationalization V issue (RMDEN05)	81.467	1.380	1	96	-1,03
Government bonds-denationalization VI issue (RMDEN06)	0	0	0	96	0,00
Government bonds-denationalization VII issue (RMDEN07)	720.837	12.338	4	95	0,00
Government bonds-denationalization VIII issue (RMDEN08)	0	0	0	92	0,00
Government bonds-denationalization IX issue (RMDEN09)	113.149	2.000	1	92	-3,36
Government bonds-denationalization X issue (RMDEN10)	0	0	0	95,2	0,00
Government bonds-denationalization XI issue (RMDEN11)	3.853	70	1	89,5	-2,70
Government bonds-denationalization XII issue (RMDEN12)	436.035	7.758	2	88,2	-7,15



MONTHLY STATISTICAL BULLETIN

MBI10 LISTED COMPANIES RATIOS

Issuer	P/E Ratio ¹	Dividend yield ²	Foreign investors participation in August 2014 ³	Foreign investors participation in July 2014 ³	Change
Alkaloid AD Skopje	10,56	4,55%	8,76%	8,75%	0,01%
Granit AD Skopje	3,64	3,68%	14,87%	14,86%	0,01%
Komercijalna banka AD Skopje	61,39	0,00%	44,86%	44,99%	-0,13%
Makpetrol AD Skopje	/	0,00%	7,96%	7,91%	0,05%
Makedonijaturist AD Skopje	7,37	6,49%	0,86%	0,83%	0,03%
Replek AD Skopje	10,01	7,47%	19,85%	19,99%	-0,14%
Stopanska banka AD Bitola	25,22	0,00%	7,82%	7,86%	-0,04%
Makedonski Telekom AD Skopje	13,48	11,25%	1,83%	1,83%	0,00%
Skopski Pazar AD Skopje	18,93	1,57%	0,37%	0,37%	0,00%
Fersped AD Skopje	/	0,00%	11,25%	11,26%	-0,01%

[1] Share price at last day of trading in currently month, / Earnings per share

[2] The ratios are calculated using the data from the last published Audited financial reports and last paid dividend.

FOREIGN INVESTORS—OFFICIAL MARKET

August 2014	Foreign Legal investors August 2014	Foreign private investors August 2014	Total Foreign entities August 2014	Total Foreign entities July 2014	Change
Shares[3]	30,95%	1,32%	32,26%	32,26%	0,00%
Bonds[4]	0,05%	0,16%	0,21%	0,23%	-0,02%
Total Official market	29,49%	1,26%	30,75%	30,90%	-0,15%

[3] Data as last day of trading in currently month according to the Central Securities Depository, regarding the participation of the foreign investors in the number of shares.

[4] Data as last day of trading in currently month according to the Central Securities Depository, regarding the participation of the foreign investors in the total nominal value of bonds.

FOREIGN AND DOMESTIC INVESTORS IN THE TOTAL TURNOVER [5] *

	BUYING % of total	SELLING % of total
Foreign private investors	0,79%	4,20%
Foreign Legal investors	12,23%	3,36%
Total Foreign Legal entities	13,01%	7,56%
Domestic private investors	21,26%	52,78%
Domestic Legal investors	65,73%	39,65%
Total Domestic Legal entities	86,99%	92,44%

[5] Data as last day of trading in currently month according to the Central Securities Depository, regarding the participation of the foreign and domestic investors in the total turnover.

TURNOVER PER MEMBERS / in denars

Member	Code	Trading in BEST system	% of trading in BEST sys.	Block (denars)	% block	Public auctions	% of Public auctions	Total
Eurohaus AD Skopje	EH	274.727.116	50,44	0	0,00	0	0,00	274.727.116
ILIRIKA INVESTMENTS AD Skopje	IL	93.555.458	17,18	0	0,00	0	0,00	93.555.458
NLB Tutunska banka AD Skopje	TN	68.181.453	12,52	2.460.000	14,67	0	0,00	70.641.453
Komercijalna banka AD Skopje	KB	32.355.287	5,94	0	0,00	0	0,00	32.355.287
INVESTBROKER AD Skopje	MI	21.494.215	3,95	0	0,00	0	0,00	21.494.215
Stopanska banka AD Skopje	SB	20.010.010	3,67	0	0,00	0	0,00	20.010.010
Fersped broker AD Skopje	FR	8.050.620	1,48	10.908.240	65,05	0	0,00	18.958.860
INOVO BROKER AD Skopje	IN	14.645.236	2,69	0	0,00	0	0,00	14.645.236
Postel Broker AD Skopje	PT	6.925.702	1,27	3.400.000	20,28	0	0,00	10.325.702
TTK Banka AD Skopje	TK	4.302.757	0,79	0	0,00	0	0,00	4.302.757
Eurobroker AD Skopje	EU	381.035	0,07	0	0,00	0	0,00	381.035
TOTAL		544.628.889	100,00	16.768.240	100,00	0	0,00	561.397.129

Turnover via BEST system and turnover in block trades is calculated on the basis of double counting, in order to include the executed cross trades by the MSE members in the structure of the overall MSE turnover. As since July 13, during the government auctions on the selling side there is no brokers (i.e. MSE performs this role), the turnover derived from government auctions is still calculated on the basis of single counting.



MONTHLY STATISTICAL BULLETIN

AS A REMINDER

The product of the Macedonian Stock Exchange **BESTNET ANALYTICS** is a modern internet service that helps investors in building well-founded investment strategies and in bringing valuable investment decisions.

BESTNET ANALYTICS contains:

- Data for more than **100** companies traded on the Macedonian Stock Exchange
- More than **70** different financial indicators of companies and more than **40** indicators for banks
- Monitoring and comparing the values for the last **3** years
- Tracking results by quarters
- Data in den, euros and dollars
- Data for paid dividends from companies for the last **4** years
- Data for the major shareholders of the company
- Data for management bodies of the company
- Data for related companies
- Comparison and monitoring of a large number of financial indicators
- Monitoring indicators by sectors and industries
- Graphic display of technical indicators
- Over **40** technical indicators and oscillators
- Monitoring of investments, determining their current value
- Calculation of gains / losses from unrealized transactions
- Calculation of gains / losses from trades executed
- Simulated portfolios

Шифра на XB	Датум на трансакција	Број на трансакција	Количина	Куповна вредност - акумул. (во ден.)	Датум на последна цена	Последна просечна цена	Вкупна вредност (во ден.)	Нереализована добиток / загуба (во ден.)	% промена од купување на хв	% од вредноста на акумул. вложувања
GRNT	17.02.2009	X52515136						1,800,000.00	133.33%	3.74%
TEL	11.06.2009	1235649	600,00	360,000.00	11.2009	653,11	391,866.00	31,866.00	8,85%	1,00%

Тип на хартија	Датум на трансакција	Број на трансакција	Количина	Куповна цена (во %)	Номинална вредност	Куповна вредност (во ден.)	Купена акумул. камата (во ден.)	Трансакциски трошоци (во ден.)
Лазарен сегмент								
Лазарен подсегмент								
Тип на хв								
ISIN број								
Вкупни издадени хв								
Шифра на хв								
Номинална вредност								

For more information on : www.bestnet.com.mk

The product of the Macedonian Stock Exchange **MB Monitor** is an Internet service aimed for informing and educating the public for issues from area of market securities.

Берза	Датум	Вкупен промет ЕУР	Датум	Вкупен промет ЕУР	% на промена во однос на припадниот трговски ден
Македонска Берза АД Скопје	30.02.2012	286,099	31.02.2012	297,367	0,36
Београдска берза с.б. Београд	29.02.2012	686,484	21.02.2012	638,889	19,49
Загребачка берза с.б. Загреб	29.02.2012	1,860,296	21.02.2012	1,847,965	52,85
Љубљанска берза, с.б. Љубљана	29.02.2012	666,636	21.02.2012	670,876	45,28
Варшавска берза	29.02.2012	131,573	21.02.2012	131,959	-0,16
Биржа на берза	29.02.2012	64,848	21.02.2012	74,196	12,19
Бостонска берза АО	29.02.2012	88,175	21.02.2012	11,882	-26,81

MB Monitor contains:

- Daily reports with summary data from trading at Macedonian Stock Exchange
- Weekly reports with summary data from trading at Macedonian Stock Exchange
- Daily reports with data from trading on regional stock exchanges
- Monthly reports with data from trading on regional stock exchanges
- Data presented in Excel, Power Point, Word

For more information on : www.mbmonitor.com.mk