

MONTHLY STATISTICAL BULLETIN

DECEMBER 2012

Market capitalization : 113.016.985.122

Turnover: 307.170.123

Number of transactions: 1.057

MBI10: 1.731,18

↓0,86%

↓77,90%

↑4,14%

↑0,18%

BASIC INDICATORS

TURNOVER (denars)	November 2012	December 2012	% of change
TRADING IN BEST	182.716.839	268.129.618	46,75
Shares	95.504.407	188.547.875	97,42
Bonds	87.212.432	79.581.743	-8,75
DAILY AVERAGE TURNOVER (denars)	8.700.802	13.406.481	54,08
DAILY AVERAGE NUMBER OF TRANSACTIONS	48	51	6,25
BLOCK TRANSACTIONS	1.207.178.421	4.481.400	-99,63
PUBLIC AUCTIONS	-	34.559.105	-
TOTAL	1.389.895.260	307.170.123	-77,90

NUMBER OF TRANSACTIONS

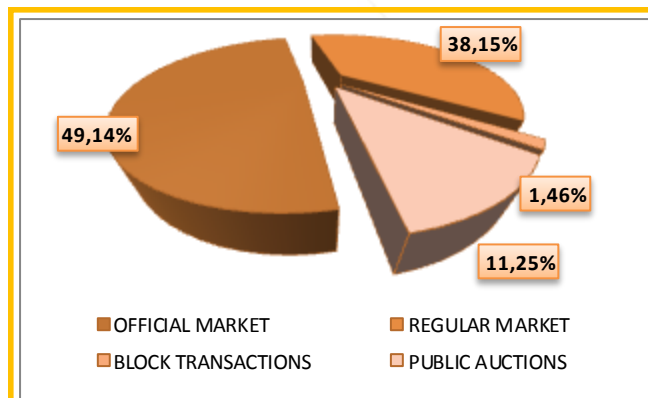
TRADING IN BEST	1.010	1.037	2,67
BLOCK TRANSACTIONS	5	1	-80,00
PUBLIC AUCTIONS	-	19	-
TOTAL	1.015	1.057	4,14

MARKET CAPITALIZATION (denars)

MARKET CAPITALIZATION OF SHARES	114.000.996.609	113.016.985.122	-0,86
OFFICIAL MARKET-SHARES	25.845.411.704	25.917.759.876	0,28
MARKET OF JOINT STOCK COMPANIES WITH SPECIAL REPORTING OBLIGATIONS	88.155.584.905	87.099.225.245	-1,20
MARKET CAPITALIZATION OF BONDS	7.346.676.653	7.353.535.935	0,09
TOTAL MARKET CAPITALIZATION	121.347.673.262	120.370.521.057	-0,81
MBI10	1.728,15	1.731,18	0,18
MBID	1.791,45	1.734,87	-3,16
OMB	118,51	118,61	0,08
NUMBER OF LISTED SECURITIES	32	32	-
NUMBER OF TRADING DAYS	21	20	-4,76

TURNOVER STRUCTURE

Market segment	Turnover (denars)	Turnover (EUR)	%	Number of transactions
OFFICIAL MARKET	150.941.503	2.454.274	49,14	743
REGULAR MARKET	117.188.115	1.905.435	38,15	294
BLOCK TRANSACTIONS	4.481.400	72.868	1,46	1
PUBLIC AUCTIONS	34.559.105	561.900	11,25	19
TOTAL	307.170.123	4.994.477	100	1.057



MONTHLY STATISTICAL BULLETIN

10 MOST LIQUID SHARES (Official market)

Issuer	Max (denars)	Min (denars)	Average price (denars)	Volume	Turnover (denars)	Turnover (EUR)	%	Num. of trans.	Market capitalization (denars)
Komercijalna banka AD Skopje	2.470	2.300	2.359,25	17.302	40.629.050	660.616,51	56,94	170	5.502.260.295
Alkaloid AD Skopje	4.200	3.955	4.058,12	4.054	16.448.024	267.440,89	23,05	150	5.942.533.937
Stopanska banka AD Bitola	1.339	1.261	1.301,37	1.613	2.073.657	33.715,36	2,91	24	508.891.753
Makedonijaturist AD Skopje	3.100	2.953	3.045,85	667	2.043.252	33.222,82	2,86	26	1.384.291.887
ZK Pelagonija AD Bitola	2.250	2.250	2.250,00	827	1.860.750	30.255,18	2,61	9	456.504.750
Fersped AD Skopje	41.000	40.500	40.650,13	40	1.622.418	26.379,29	2,27	9	742.633.000
Makpetrol AD Skopje	13.170	12.000	12.365,52	115	1.429.553	23.244,03	2,00	28	1.348.584.000
Granit AD Skopje	410	359	383,71	2.659	1.019.057	16.569,43	1,43	32	1.169.856.786
Replek AD Skopje	42.000	40.300	41.042,86	23	948.300	15.419,11	1,33	10	1.088.640.000
Beton AD Skopje	3.800	3.000	3.370,00	221	756.000	12.292,18	1,06	11	163.686.000
Rest				6.610	2.529.699	41.132,05	3,54	108	7.609.877.468
Total				34.131	71.359.760	1.160.286,87	100	577	25.917.759.876

TOP GAINERS / TOP LOSERS—OFFICIAL MARKET

Issuer	Average price (denars) 30.11.2012	Average price (denars) 31.12.2012	% of change
TOP GAINERS			
Tutunski kombinat AD Prilep	100,00	135,00	35,00
Vinarska vizba Tikves AD Skopje	1.301,00	1.500,00	15,30
Replek AD Skopje	40.000,00	42.000,00	5,00
Alkaloid AD Skopje	4.007,48	4.151,69	3,60
Ohridska banka AD Ohrid	971,00	1.000,00	2,99
TOP LOSERS			
Vitaminka AD Prilep	5.000	3.000	-40,00
Beton AD Skopje	3.806	3.000	-21,18
Skopski pazar AD Skopje	2.000	1.755	-12,25
Makosped AD Skopje	118	104	-11,86
Toplifikacija AD Skopje	1.700	1.530	-10,00

OVERVIEW OF THE TRADING WITH BONDS

	HIGH (%)	LOW (%)	Last daily average price (%)	Last trading day	Volume (in EUR)	Turnover (denars)	Turnover (EUR)	Yield to maturity *
Government bonds-denationalization IV issue (RMDEN04)	95,20	93,00	95,00	26.12.2012	201.750	11.811.695,68	192.058,10	5,79%
Government bonds-denationalization V issue (RMDEN05)	93,20	92,60	93,00	26.12.2012	6.940	396.177,25	6.441,53	6,02%
Government bonds-denationalization VI issue (RMDEN06)	92,00	92,00	92,00	04.12.2012	1.100	62.243,06	1.012,00	5,69%
Government bonds-denationalization III issue (RMDEN07)	90,50	89,00	90,50	21.12.2012	3.265	180.851,70	2.940,56	5,70%
Government bonds-denationalization VIII issue (RMDEN08)	90,00	90,00	90,00	27.12.2012	70	3.874,58	63,00	5,36%
Government bonds-denationalization IX issue (RMDEN09)	88,00	87,90	88,00	28.12.2012	1.020.551	55.232.935,89	898.082,33	5,60%
Government bonds-denationalization X issue (RMDEN10)	87,50	87,00	87,49	20.12.2012	25.332	1.361.552,61	22.138,15	5,36%
Government bonds-denationalization XI issue (RMDEN11)	88,00	87,40	88,00	28.12.2012	195.416	10.532.412,25	171.251,34	4,87%

* The model for calculation of annual average yield to maturity is adapted to the characteristics of the bonds. Calculation date is 31.12.2012 using the last average price of the bonds.

MONTHLY STATISTICAL BULLETIN

MBI10

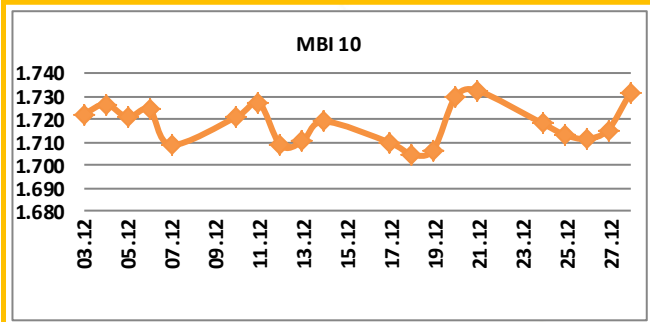
Value at 31.12.2012 1.731,18

MAX Value in December (21.12) 1.732,68

MIN Value in December (18.12) 1.704,75

Monthly change 0,18

% of change from 31.12.2011 -12,34

All about MBI10 on: <http://www.mse.com.mk/Indicies.aspx?Index=MBI10>

MBID

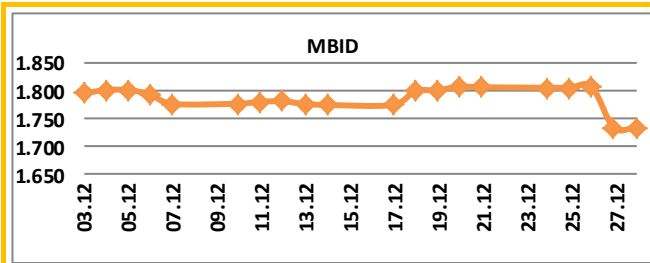
Value at 32.12.2012 1.734,87

MAX Value in December (20.12) 1.808,60

MIN Value in December (27.12) 1.734,75

Monthly change -3,16

% of change from 31.12.2011 -16,75

All about MBID on: <http://www.mse.com.mk/Indicies.aspx?Index=MBID>

OMB

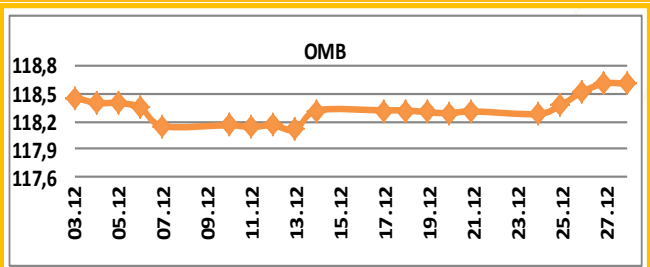
Value at 31.12.2012 118,61

MAX Value in December (27.12) 118,61

MIN Value in December (13.12) 118,11

Monthly change 0,08

% of change from 31.12.2011 -2,1

All about OMB on: <http://www.mse.com.mk/Indicies.aspx?Index=OMB>

Composition of MBI10	Turnover (denars)	Volume	Num. of trans.	Last average price	% of monthly change of price
Alkaloid AD Skopje	16.448.024	4.054	150	4.151,69	3,60
Granit AD Skopje	1.019.057	2.659	32	380,89	-4,78
Komercijalna banka AD Skopje	40.629.050	17.302	170	2.414,26	0,55
Makpetrol AD Skopje	1.429.553	115	28	12.000,00	-0,05
Makedonijaturist AD Skopje	2.043.252	667	26	3.060,92	2,03
Stopanska banka AD Bitola	2.073.657	1.613	24	1.301,59	0,12
Makstil AD Skopje	351.071	3.877	18	94,00	-1,05
Topifikacija AD Skopje	123.220	80	6	1.530,00	-10,00
TTK Banka AD Skopje	210.000	300	3	700,00	-6,54
ZK Pelagonija AD Bitola	1.860.750	827	9	2.250,00	-0,04

Composition of MBID	Turnover (denars)	Volume	Num. of trans.	Last average price	% of monthly change of price
Kjubi Makedonija Skopje	2.347.261	1.563	12	1.700,00	17,24
OKTA AD Skopje	30.600	45	1	680,00	-32,67
Prilepska Pivarnica AD Prilep	93.500	11	2	8.500,00	0,00
Arcelormittal Skopje(HRM) Skopje	67.325	1.425	5	47,00	-6,00
Arcelormittal Skopje (CRM) Skopje	-	-	-	52,00	-
Stopanska banka AD Skopje	19.220	155	3	124,00	-1,59
Makedonski Telekom AD Skopje	5.670.897	10.913	94	520,00	-0,24
Tutunska banka AD Skopje	355.872	209	8	1.733,94	-0,92

Composition of OMB	Turnover (denars)	Volume	Num. of trans.	Last average price	% of monthly change of price
Government bonds-denationalization III issue (RMDEN03)	-	-	-	96,00	0,00
Government bonds-denationalization IV issue (RMDEN04)	11.811.696	201.750	19	95,00	-0,21
Government bonds-denationalization V issue (RMDEN05)	396.177	6.940	4	93,00	-0,16
Government bonds-denationalization VI issue (RMDEN06)	62.243	1.100	1	92,00	0,00
Government bonds-denationalization VII issue (RMDEN07)	180.852	3.265	6	90,50	0,00
Government bonds-denationalization VIII issue (RMDEN08)	3.875	70	1	90,00	1,12
Government bonds-denationalization IX issue (RMDEN09)	55.232.936	1.020.551	47	88,00	0,00
Government bonds-denationalization X issue (RMDEN10)	1.361.553	25.332	16	87,49	-0,58
Government bonds-denationalization XI issue (RMDEN11)	10.532.412	195.416	72	88,00	0,65



MONTHLY STATISTICAL BULLETIN

MBI10 LISTED COMPANIES RATIOS

Issuer	P/E Ratio ¹	Dividend yield ²	Foreign investors participation in December 2012 ³	Foreign investors participation in November 2012 ³	Change
Alkaloid AD Skopje	9,76	4,23%	9,52%	9,51%	0,01%
Granit AD Skopje	3,01	3,85%	15,52%	15,51%	0,01%
Komercijalna banka AD Skopje	5,29	7,94%	50,96%	51,12%	-0,16%
Makpetrol AD Skopje	/	0,00%	8,24%	8,25%	-0,01%
Makedonijatrust AD Skopje	6,95	6,62%	0,73%	0,72%	0,01%
Stopanska banka AD Bitola	/	0,00%	9,96%	10,16%	-0,20%
Makstil AD Skopje	/	0,00%	82,87%	82,87%	0,00%
Toplifikacija AD Skopje	83,20	0,00%	20,16%	20,16%	0,00%
TTK Banka AD Skopje	89,97	0,00%	28,26%	28,29%	-0,03%
ZK Pelagonija AD Bitola	1,68	0,00%	3,17%	3,21%	-0,04%

[1] Share price at last day of trading in currently month, / Earnings per share

[2] The ratios are calculated using the data from the last published Audited financial reports and last paid dividend.

FOREIGN INVESTORS—OFFICIAL MARKET

	Foreign Legal investors December 2012	Foreign private investors December 2012	Total Foreign entities December 2012	Total Foreign entities November 2012	Change
Shares[3]	21,21%	1,18%	22,39%	22,49%	-0,10%
Bonds[4]	0,11%	0,10%	0,21%	0,21%	0,00%
Total Official market	16,83%	0,95%	17,78%	17,84%	-0,06%

[3] Data as last day of trading in currently month according to the Central Securities Depository, regarding the participation of the foreign investors in the number of shares.

[4] Data as last day of trading in currently month according to the Central Securities Depository, regarding the participation of the foreign investors in the total nominal value of bonds.

FOREIGN AND DOMESTIC INVESTORS IN THE TOTAL TURNOVER [5] *

	BUYING % of total	SELLING % of total
Foreign private investors	1,24%	2,28%
Foreign Legal investors	11,33%	11,32%
Total Foreign Legal entities	12,57%	13,59%
Domestic private investors	22,32%	15,58%
Domestic Legal investors	65,11%	70,83%
Total Domestic Legal entities	87,43%	86,41%

[5] Data as last day of trading in currently month according to the Central Securities Depository, regarding the participation of the foreign and domestic investors in the total turnover.

TURNOVER PER MEMBERS / in denars

Member	Code	Trading in BEST system	% of trading in BEST sys.	Block (denars)	% block	Public Auction	% Public auction	Total
Postel Broker AD Skopje	PT	125.018.787	23,31	0	0	0	0	125.018.787
Komercijalna banka AD Skopje	KB	114.140.251	21,28	4.481.400	50	0	0	118.621.651
INOVO BROKER AD Skopje	IN	67.389.784	12,57	0	0	0	0	67.389.784
Eurohaus AD Skopje	EH	61.886.050	11,54	4.481.400	50	0	0	66.367.450
ILIRIKA INVESTMENTS AD Skopje	IL	51.456.935	9,60	0	0	8.306.423	24,04	59.763.358
NLB Tutunska Banka AD Skopje	TN	19.763.781	3,69	0	0	7.289.364	21,09	27.053.145
INVESTBROKER AD Skopje	MI	23.186.849	4,32	0	0	0	0	23.186.849
TTK Banka Skopje	TK	22.352.841	4,17	0	0	149.550	0,43	22.502.391
Alta Vista broker AD Skopje	AV	11.516.629	2,15	0	0	9.214.983	26,66	20.731.612
Moj Broker AD Skopje	MO	19.461.767	3,63	0	0	0	0	19.461.767
Fersped Broker AD Skopje	FR	8.257.497	1,54	0	0	8.278.659	23,96	16.536.156
Stopanska banka AD Skopje	SB	8.238.137	1,54	0	0	506.368	1,47	8.744.505
EURObroker AD Skopje	EU	3.034.793	0,57	0	0	813.758	2,35	3.848.551
Centralna kooperativna banka AD Skopje	SL	555.136	0,10	0	0	0	0	555.136
TOTAL		536.259.236	100	8.962.800	100	34.559.105	100	579.781.141

Turnover via BEST system and turnover in block trades is calculated on the basis of double counting, in order to include the executed cross trades by the MSE members in the structure of the overall MSE turnover. As since July 13, during the government auctions on the selling side there is no brokers (i.e. MSE performs this role), the turnover derived from government auctions is still calculated on the basis of single counting.

MONTHLY STATISTICAL BULLETIN

AS A REMINDER

The product of the Macedonian Stock Exchange **BESTNET ANALYTICS** is a modern internet service that helps investors in building well-founded investment strategies and in bringing valuable investment decisions.

BESTNET ANALYTICS contains:

- Data for more than **100** companies traded on the Macedonian Stock Exchange
- More than **70** different financial indicators of companies and more than **40** indicators for banks
- Monitoring and comparing the values for the last **3** years
- Tracking results by quarters
- Data in den, euros and dollars
- Data for paid dividends from companies for the last **4** years
- Data for the major shareholders of the company
- Data for management bodies of the company
- Data for related companies
- Comparison and monitoring of a large number of financial indicators
- Monitoring indicators by sectors and industries
- Graphic display of technical indicators
- Over **40** technical indicators and oscillators
- Monitoring of investments, determining their current value
- Calculation of gains / losses from unrealized transactions
- Calculation of gains / losses from trades executed
- Simulated portfolios

Шифра на XB	Датум на трансакција	Број на трансакција	Количина	Куповна вредност - акумул. (во ден.)	Датум на последна цена	Последна просечна цена	Вкупна вредност (во ден.)	Нереализирана добитка / загуба (во ден.)	% промена од купување на хв	% од вредноста на акумул. вложувања
TRNT	17.02.2009	X52515136						1,800,000.00	133.33%	3.74%
TEL	11.06.2009	1235649	600,00	360,000.00	11.2009	653,11	391,866.00	31,866.00	8,85%	1,00%

Шифра на XB	Датум на трансакција	Број на трансакција	Количина	Куповна вредност - акумул. (во ден.)	Датум на последна цена	Последна просечна цена	Вкупна вредност (во ден.)	Нереализирана добитка / загуба (во ден.)	% промена од купување на хв	% од вредноста на акумул. вложувања
TRNT	17.02.2009	1314-9	100,00	6,500,000.00	21.01.2009	120,334,50	12,033,450.00	5,333,450.00	85,13%	18,02%
KMB	11.05.2009	кнб					9,896,310,00	48,87%		56,15%
ZLKO	28.05.2009	злко					2,730,285,00	79,01%		9,70%
ALK	10.11.2009	алк-продај	1,000,00	4,800,000.00	21.01.2009	10,614,52	6,614,520,00	165,36%		11,09%
PMDEMO1	11.07.2008	1919	2,250,00	107,092,08	27.11.2007	85,00	117,886,38	11,198,57	10,08%	0,30%

Тип на хартија	Датум на трансакција	Број на трансакција	Количина	Куповна цена (во %)	Номинална вредност	Куповна вредност (во ден.)	Купена акумул. камата (во ден.)	Трансакциони трошоци (во ден.)
Лазарен сегмент								
Лазарен подсегмент								
Тип на хв								
ISIN број								
Вкупни издадени хв								
Шифра на хв								
Номинална вредност								

For more information on : www.bestnet.com.mk

The product of the Macedonian Stock Exchange **MB Monitor** is an Internet service aimed for informing and educating the public for issues from area of market securities.

Берза	Датум	Вкупен промет ЕУР	Датум	Вкупен промет ЕУР	% на промена во однос на припадниот трговски ден
Македонска Берза АД Скопје	20.02.2012	286,099	21.02.2012	297,967	0,56
Београдска берза а.д. Београд	20.02.2012	686,648	21.02.2012	638,889	-15,49
Загребска берза д.д.	20.02.2012	1,860,296	21.02.2012	1,847,965	-22,85
Циљбанска берза, д.д. Циљбана	20.02.2012	666,636	21.02.2012	670,976	45,28
Варшавска берза	20.02.2012	131,573	21.02.2012	131,959	-0,16
Биржа Београд	20.02.2012	64,644	21.02.2012	67,286	12,19
Биржа Либерец	20.02.2012	88,175	21.02.2012	11,882	-26,81

Индекс	Датум	Вредност на индекс	Датум	Вредност на индекс	% на промена во однос на припадниот трговски ден	% на месечна промена	% на тримесечна промена	% на годишна промена
INDEX1	20.02.2012	2,092,75	21.02.2012	2,078,88	-2,11	2,09	20,12	2,32
BELX	20.02.2012	341,82	21.02.2012	338,18	-3,67	0,30	7,43	7,84
SOBEX	20.02.2012	1,736,40	21.02.2012	1,754,16	1,00	1,40	1,56	0,80
BVIX	20.02.2012	379,20	21.02.2012	369,49	-4,88	-0,29	-2,32	-4,09
BIAX	20.02.2012	802,80	21.02.2012	815,77	1,59	0,42	-4,13	-7,48
BKSD10	20.02.2012	788,60	21.02.2012	788,79	0,09	-1,81	-1,87	-9,81
INDEX10	20.02.2012	9,430,81	21.02.2012	9,395,46	-0,37	0,77	2,72	2,90
BOFX	20.02.2012	310,28	21.02.2012	309,26	-0,42	-0,30	-0,22	-3,99
STX	20.02.2012	2,360,84	21.02.2012	2,214,48	-1,19	1,36	6,83	17,69
CASAX	20.02.2012	3,472,34	21.02.2012	3,465,24	-0,21	2,21	5,03	9,47
SIAX	20.02.2012	6,948,20	21.02.2012	6,908,18	-0,59	2,22	6,96	17,12
PTSE01	20.02.2012	9,980,20	21.02.2012	9,920,26	-0,29	0,81	4,34	6,39
DOJONES	20.02.2012	12,948,87	21.02.2012	12,961,69	0,12	0,48	2,63	6,12
NASDAQ	20.02.2012	1,981,20	21.02.2012	1,980,21	-0,07	0,31	3,79	8,32
INDEX120	20.02.2012	6,488,04	21.02.2012	6,460,80	-0,20	2,49	7,89	11,62

MB Monitor contains:

- Daily reports with summary data from trading at Macedonian Stock Exchange
- Weekly reports with summary data from trading at Macedonian Stock Exchange
- Daily reports with data from trading on regional stock exchanges
- Monthly reports with data from trading on regional stock exchanges
- Data presented in Excel, Power Point, Word

For more information on : www.mbmonitor.com.mk