

MONTHLY STATISTICAL BULLETIN

OCTOBER 2012

Market capitalization : 108.643.334.314

Turnover: 223.295.217

Number of transactions: 969

MBI10: 1.742,11

↑0,64%

↓34,71

↓4,25%

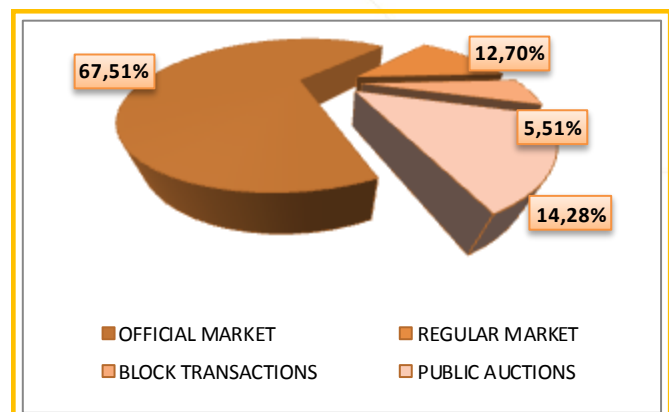
↓4,4%

BASIC INDICATORS

TURNOVER (denars)	September 2012	October 2012	% of change
TRADING IN BEST	217.163.394	179.098.088	-17,53
Shares	117.732.862	105.957.023	-10,00
Bonds	99.430.532	73.141.065	-26,44
DAILY AVERAGE TURNOVER (denars)	10.858.170	8.528.480	-21,46
DAILY AVERAGE NUMBER OF TRANSACTIONS	50	45	-10,00
BLOCK TRANSACTIONS	50.831.160	12.310.368	-75,78
PUBLIC AUCTIONS	-	31.886.761	-
PUBLIC OFFERING	74.025.231	-	-
TOTAL	342.019.785	223.295.217	-34,71
NUMBER OF TRANSACTIONS			
TRADING IN BEST	1.007	948	-5,86
BLOCK TRANSACTIONS	4	2	-50,00
PUBLIC AUCTIONS	-	19	-
PUBLIC OFFERING	1	-	-
TOTAL	1.012	969	-4,25
MARKET CAPITALIZATION (denars)			
MARKET CAPITALIZATION OF SHARES	107.950.979.566	108.643.334.314	0,64
OFFICIAL MARKET-SHARES	24.950.218.632	24.165.866.310	-3,14
MARKET OF JOINT STOCK COMPANIES WITH SPECIAL REPORTING OBLIGATIONS	83.000.760.934	84.477.468.004	1,78
MARKET CAPITALIZATION OF BONDS	7.372.117.358	7.357.036.693	-0,20
TOTAL MARKET CAPITALIZATION	115.323.096.924	116.000.371.007	0,59
MBI10	1.822,36	1.742,11	-4,40
MBID	1.687,29	1.756,56	4,11
OMB	118,68	118,51	-0,14
NUMBER OF LISTED SECURITIES	32	32	0,00
NUMBER OF TRADING DAYS	20	21	5,00

TURNOVER STRUCTURE

Market segment	Turnover (denars)	Turnover (EUR)	%	Number of transactions
OFFICIAL MARKET	150.747.705	2.451.111	67,51	704
REGULAR MARKET	28.350.383	460.996	12,70	244
BLOCK TRANSACTIONS	12.310.368	200.156	5,51	2
PUBLIC AUCTIONS	31.886.761	518.451	14,28	19
TOTAL	223.295.217	3.630.713	100	969



MONTHLY STATISTICAL BULLETIN

10 MOST LIQUID SHARES (Official market)

Issuer	Max (denars)	Min (denars)	Average price (denars)	Volume	Turnover (denars)	Turnover (EUR)	%	Num. of trans.	Market capitalization (denars)
Alkaloid AD Skopje	4.010	3.960	3.997,56	7.814	31.249.631	508.119,22	40,27	185	5.724.996.908
Komercijalna banka AD Skopje	2.589	2.350	2.438,32	10.902	26.417.582	429.552,30	34,04	158	5.469.760.800
ZK Pelagonija AD Bitola	2.200	2.200	2.200,00	1.968	4.329.600	70.399,10	5,58	6	446.360.200
Stopanska banka AD Bitola	1.630	1.164	1.395,04	2.973	3.811.466	61.977,06	4,91	32	462.146.543
Makedonijaturist AD Skopje	2.949	2.860	2.892,49	771	2.229.784	36.255,86	2,87	27	1.311.516.300
Fersped AD Skopje	41.000	40.100	40.825,00	45	1.843.600	29.975,95	2,38	9	733.576.500
Makpetrol AD Skopje	14.000	12.660	13.372,22	124	1.665.343	27.079,75	2,15	45	1.473.702.252
Granit AD Skopje	482	450	470,28	3.206	1.521.682	24.741,84	1,96	24	1.382.119.650
Toplifikacija AD Skopje	2.100	1.551	1.836,60	621	1.141.448	18.559,83	1,47	32	708.975.000
Makstil AD Skopje	100	97	98,55	9.687	951.883	15.477,61	1,23	26	1.422.081.207
Rest				5.769	2.444.621	39.750,40	3,15	47	5.030.630.950
Total				43.880,00	77.606.640	1.261.888,92	100	591	24.165.866.310

TOP GAINERS / TOP LOSERS—OFFICIAL MARKET

Issuer	Average price (denars) 30.09.2012	Average price (denars) 31.10.2012	% of change
TOP GAINERS			
Beton AD Skopje	3.500,00	3.897,00	11,34
RZ Uslugi AD Skopje	115,00	118,00	2,61
Makstil AD Skopje	96,00	97,25	1,30
Alkaloid AD Skopje	3.965,32	3.999,71	0,87
Replek AD Skopje	38.600,00	38.700,00	0,26
TOP LOSERS			
Stopanska banka AD Bitola	1.680,00	1.182,03	-29,64
Toplifikacija AD Skopje	2.083,87	1.575,50	-24,40
RZ Institut AD Skopje	454,00	350,00	-22,91
EMO AD Ohrid	35,00	30,00	-14,29
TTK banka AD Skopje	807,00	750,00	-7,06

OVERVIEW OF THE TRADING WITH BONDS

	HIGH (%)	LOW (%)	Last daily average price (%)	Last trading day	Volume (in EUR)	Turnover (denars)	Turnover (EUR)	Yield to maturity *
Government bonds-denationalization III issue (RMDEN03)	95,1	95	95,1	26.10.2012	1.046	61.153,39	994,37	6,86%
Government bonds-denationalization IV issue (RMDEN04)	95,3	94	95,3	29.10.2012	3.661	213.217,45	3.466,94	5,19%
Government bonds-denationalization V issue (RMDEN05)	93,9	92	93	29.10.2012	14.689	841.269,81	13.679,92	5,70%
Government bonds-denationalization VI issue (RMDEN06)	92,2	92,2	92,2	29.10.2012	2.908	164.888,11	2.681,18	5,37%
Government bonds-denationalization VIII issue (RMDEN08)	90	90	90	30.10.2012	102	5.645,82	91,8	5,21%
Government bonds-denationalization IX issue (RMDEN09)	89	87,5	87,5	29.10.2012	1.012.149	54.476.160,97	885.736,93	5,62%
Government bonds-denationalization X issue (RMDEN10)	88	87	88	30.10.2012	42.505	2.300.294,23	37.402,91	5,09%
Government bonds-denationalization XI issue (RMDEN11)	88,4	86,5	87,8	31.10.2012	278.785	15.078.435,18	245.168,42	4,83%

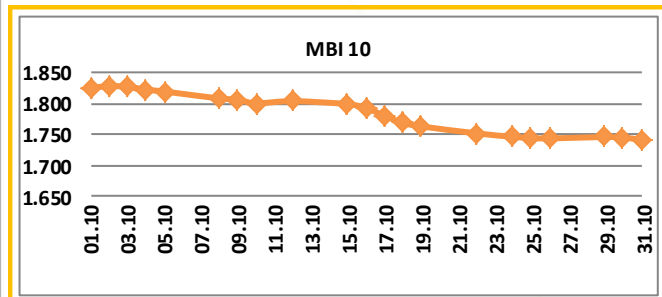
* The model for calculation of annual average yield to maturity is adapted to the characteristics of the bonds. Calculation date is 31.10.2012 using the last average price of the bonds.

MONTHLY STATISTICAL BULLETIN

MBI10

Value at 31.10.2012 1.742,11

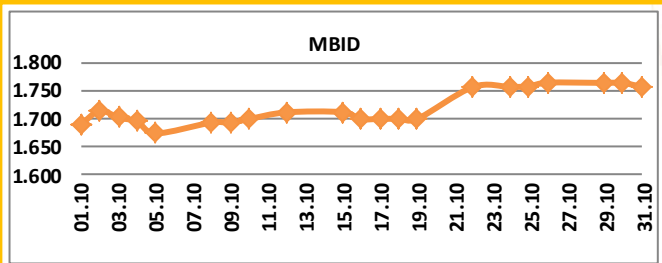
MAX Value in October (02.10)	1.828,86
MIN Value in October (31.10)	1.742,11
Monthly change	-4,4
% of change from 31.12.2011	-11,79

All about MBI10 on: <http://www.mse.com.mk/Indicies.aspx?Index=MBI10>

MBID

Value at 31.10.2012 1.756,56

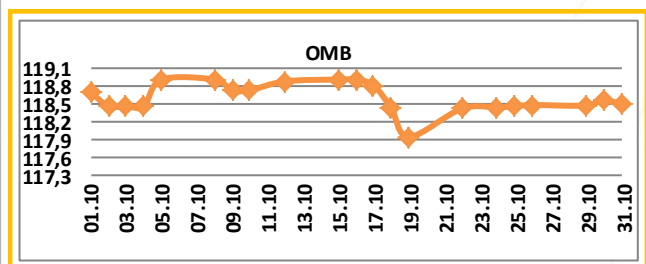
MAX Value in October (26.10)	1.763,49
MIN Value in October (05.10)	1.672,87
Monthly change	4,11
% of change from 31.12.2011	-15,71

All about MBID on: <http://www.mse.com.mk/Indicies.aspx?Index=MBID>

OMB

Value at 31.10.2012 118,51

MAX Value in October (05.10)	118,92
MIN Value in October (19.10)	117,95
Monthly change	-0,14
% of change from 31.12.2011	-2,19

All about OMB on: <http://www.mse.com.mk/Indicies.aspx?Index=OMB>

Composition of MBI10	Turnover (denars)	Volume	Num. of trans.	Last average price	% of monthly change of price
Alkaloid AD Skopje	31.249.631	7.814	185	3.999,71	0,87
Granit AD Skopje	1.521.682	3.206	24	450,00	-6,44
Komercijalna banka AD Skopje	26.417.582	10.902	158	2.400,00	-4,00
Makpetrol AD Skopje	1.665.343	124	45	13.113,33	-6,33
Makedonijaturist AD Skopje	2.229.784	771	27	2.900,00	0,03
Stopanska banka AD Bitola	3.811.466	2.973	32	1.182,03	-29,64
Makstil AD Skopje	951.883	9.687	26	97,25	1,30
Toplifkacija AD Skopje	1.141.448	621	32	1.575,50	-24,4
TTK Banka AD Skopje	528.750	705	7	750,00	-7,06
ZK Pelagonija AD Bitola	4.329.600	1.968	6	2.200,00	0,00

Composition of MBID	Turnover (denars)	Volume	Num. of trans.	Last average price	% of monthly change of price
Kjubi Makedonija Skopje	796.105	540	14	1.407,00	-8,93
OKTA AD Skopje	20.200	20	2	1.010,00	-2,98
Prilepska Pivarnica AD Prilep	399.409	49	5	8.240,00	3,00
Arcelormittal Skopje(HRM) Skopje	168.808	3.909	11	46,00	17,95
Arcelormittal Skopje (CRM) Skopje	156.100	3.590	8	45,00	12,50
Stopanska banka AD Skopje	420.579	3.148	7	143,00	8,33
Makedonski Telekom AD Skopje	7.386.092	15.053	86	495,00	2,06
Tutunska banka AD Skopje	-	-	-	1.900,00	0,00

Composition of OMB	Turnover (denars)	Volume	Num. of trans.	Last average price	% of monthly change of price	
Government bonds-denationalization III issue (RMDEN03)	61.153,39	1.046	2	95,10	-0,83	
Government bonds-denationalization IV issue (RMDEN04)	213.217,45	3.661	3	95,30	0,32	
Government bonds-denationalization V issue (RMDEN05)	841.269,81	14.689	7	93,00	1,09	
Government bonds-denationalization VI issue (RMDEN06)	164.888,11	2.908	3	92,20	0,00	
Government bonds-denationalization VII issue (RMDEN07)	-	-	-	91,40	0,00	
Government bonds-denationalization VIII issue (RMDEN08)	5.645,82	102	1	90,00	1,12	
Government bonds-denationalization IX issue (RMDEN09)	54.476.160,97	1.012.149	11	87,50	-2,23	
Government bonds-denationalization X issue (RMDEN10)	2.300.294,23	3	42.505	7	88,00	0,00
Government bonds-denationalization XI issue (RMDEN11)	15.078.435,18	278.785	79	87,80	-0,19	



MONTHLY STATISTICAL BULLETIN

MBI10 LISTED COMPANIES RATIOS

Issuer	P/E Ratio ¹	Dividend yield ²	Foreign investors participation in October 2012 ³	Foreign investors participation in September 2012 ³	Change
Alkaloid AD Skopje	9,29	4,44%	9,37%	9,12%	0,25%
Granit AD Skopje	3,52	3,30%	15,53%	15,57%	-0,04%
Komercijalna banka AD Skopje	5,17	8,12%	51,13%	47,51%	3,62%
Makpetrol AD Skopje	/	0,00%	8,25%	8,29%	-0,04%
Makedonijatrust AD Skopje	6,60	6,97%	0,74%	0,78%	-0,04%
Stopanska banka AD Bitola	/	0,00%	10,17%	10,81%	-0,64%
Makstil AD Skopje	/	0,00%	82,87%	82,86%	0,01%
Toplifikacija AD Skopje	86,25	0,00%	20,10%	20,04%	0,06%
TTK Banka AD Skopje	96,39	0,00%	28,29%	28,33%	-0,04%
ZK Pelagonija AD Bitola	1,65	0,00%	3,21%	3,27%	-0,06%

[1] Share price at last day of trading in currently month, / Earnings per share

[2] The ratios are calculated using the data from the last published Audited financial reports and last paid dividend.

FOREIGN INVESTORS—OFFICIAL MARKET

	Foreign Legal investors October 2012	Foreign private investors October 2012	Total Foreign entities October 2012	Total Foreign entities September 2012	Change
Shares[3]	22,10%	1,25%	23,35%	23,33%	0,02%
Bonds[4]	0,11%	0,10%	0,21%	0,21%	0,00%
Total Official market	17,34%	1,00%	18,34%	18,33%	0,01%

[3] Data as last day of trading in currently month according to the Central Securities Depository, regarding the participation of the foreign investors in the number of shares.

[4] Data as last day of trading in currently month according to the Central Securities Depository, regarding the participation of the foreign investors in the total nominal value of bonds.

FOREIGN AND DOMESTIC INVESTORS IN THE TOTAL TURNOVER [5]

	BUYING % of total	SELLING % of total
Foreign private investors	2,26%	3,98%
Foreign Legal investors	11,19%	11,09%
Total Foreign Legal entities	13,45%	15,08%
Domestic private investors	18,35%	31,68%
Domestic Legal investors	68,19%	53,25%
Total Domestic Legal entities	86,55%	84,92%

[5] Data as last day of trading in currently month according to the Central Securities Depository, regarding the participation of the foreign and domestic investors in the total turnover.

TURNOVER PER MEMBERS / in denars

Member	Code	Trading in BEST system	% of trading in BEST sys.	Block(denars)	% block	Public Auction	%Public auction	Total
Komercijalna banka AD Skopje	KB	128.170.620,40	35,78	0	0	12.828.470,00	40,23	140.999.090,40
ILIRIKA INVESTMENTS AD Skopje	IL	49.761.770,44	13,89	24.620.736,00	100	141.300,00	0,44	74.523.806,44
Fersped Broker AD Skopje	FR	61.864.332,29	17,27	0	0	7.477.332,00	23,45	69.341.664,29
INVESTBROKER AD Skopje	MI	18.776.428,20	5,24	0	0	6.187.154,00	19,4	24.963.582,20
INOVO BROKER AD Skopje	IN	20.155.115,35	5,63	0	0	3.354.638,00	10,52	23.509.753,35
NLB Tutunska Banka AD Skopje	TN	20.809.309,43	5,81	0	0	672.816,00	2,11	21.482.125,43
Eurohaus AD Skopje	EH	18.524.899,54	5,17	0	0	0	0	18.524.899,54
Stopanska banka AD Skopje	SB	12.281.259,14	3,43	0	0	0	0	12.281.259,14
Moj Broker AD Skopje	MO	9.941.324,10	2,78	0	0	0	0	9.941.324,10
TTK Banka Skopje	TK	6.456.150,31	1,8	0	0	0	0	6.456.150,31
Peon Broker AD Skopje	PE	2.180.811,12	0,61	0	0	1.159.251,00	3,64	3.340.062,12
Alta Vista broker AD Skopje	AV	3.040.817,57	0,85	0	0	65.800,00	0,21	3.106.617,57
Ohridska banka AD Ohrid	OH	1.869.191,08	0,52	0	0	0	0	1.869.191,08
Postel Broker AD Skopje	PT	1.551.511,28	0,43	0	0	0	0	1.551.511,28
EURObroker AD Skopje	EU	1.396.248,00	0,39	0	0	0	0	1.396.248,00
Centralna kooperativna banka AD Skopje	SL	1.153.202,64	0,32	0	0	0	0	1.153.202,64
BITOLA BROKER AD Bitola	BB	263.185,03	0,07	0	0	0	0	263.185,03
TOTAL		358.196.175,92		100 24.620.736,00	100	31.886.761,00	100	414.703.672,92

Turnover via BEST system and turnover in block trades is calculated on the basis of double counting, in order to include the executed cross trades by the MSE members in the structure of the overall MSE turnover. As since July 13, during the government auctions on the selling side there is no brokers (i.e. MSE performs this role), the turnover derived from government auctions is still calculated on the basis of single counting.



MONTHLY STATISTICAL BULLETIN

AS A REMINDER

The product of the Macedonian Stock Exchange **BESTNET ANALYTICS** is a modern internet service that helps investors in building well-founded investment strategies and in bringing valuable investment decisions.

BESTNET ANALYTICS contains:

- Data for more than **100** companies traded on the Macedonian Stock Exchange
- More than **70** different financial indicators of companies and more than **40** indicators for banks
- Monitoring and comparing the values for the last **3** years
- Tracking results by quarters
- Data in den, euros and dollars
- Data for paid dividends from companies for the last **4** years
- Data for the major shareholders of the company
- Data for management bodies of the company
- Data for related companies
- Comparison and monitoring of a large number of financial indicators
- Monitoring indicators by sectors and industries
- Graphic display of technical indicators
- Over **40** technical indicators and oscillators
- Monitoring of investments, determining their current value
- Calculation of gains / losses from unrealized transactions
- Calculation of gains / losses from trades executed
- Simulated portfolios

Шифра на XB	Датум на трансакција	Број на трансакција	Количина	Куповна вредност - акумул. (во ден.)	Датум на последна цена	Последна просечна цена	Вкупна вредност (во ден.)	Нереализирана добитка / загуба (во ден.)	% промена од купување на хв	% од вредноста на акумул. вложувања
GRNT	17.02.2009	X52515136						1,800,000.00	133.33%	3.74%
TEL	11.06.2009	1235649	600,00	360,000.00	11.2009	653,11	391,866.00	31,866.00	8,85%	1,00%

Шифра на XB	Датум на трансакција	Број на трансакција	Количина	Куповна вредност (во ден.)	Датум на последна цена	Последна просечна цена	Вкупна вредност (во ден.)	Нереализирана добитка / загуба (во ден.)	% промена од купување на хв	% од вредноста на акумул. вложувања
GRNT	17.02.2009	1314-9	100,00	6.500.000,00	21.01.2009	120.334,50	12.033.450,00	5.333.450,00	85,13%	18,02%
KMB	11.05.2009	кнб					9.896.310,00	48,87%	56,15%	
ZLKO	28.05.2009	злко					2.730.285,00	70,01%	9,70%	
ALK	10.11.2009	алк-продај	1.000,00	4.800.000,00	21.01.2009	10.614,52	6.614.520,00	165,36%	11,09%	
RMEN01	11.07.2008	1919	2.250,00	107.092,08	27.11.2007	85,00	117.886,38	11.198,57	10,08%	0,30%

Тип на хартија	Датум на трансакција	Број на трансакција	Количина	Куповна цена (во %)	Номинална вредност	Куповна вредност (во ден.)	Купена акумул. камата (во ден.)	Трансакциони трошоци (во ден.)
Лазарен сегмент								
Лазарен подсегмент								
Тип на хв								
ISIN број								
Вкупни издадени хв								
Шифра на хв								
Номинална вредност								

For more information on : www.bestnet.com.mk

The product of the Macedonian Stock Exchange **MB Monitor** is an Internet service aimed for informing and educating the public for issues from area of market securities.

Берза	Датум	Вкупен промет ЕУР	Датум	Вкупен промет ЕУР	% на промена во однос на припадниот трговски ден
Македонска Берза АД Скопје	20.02.2012	286.099	21.02.2012	297.967	0,36
Београдска берза а.д. Београд	20.02.2012	686.484	21.02.2012	638.889	-7,09
Загребачка берза д.д.	20.02.2012	1.860.296	21.02.2012	1.847.965	-0,67
Циљбанска берза, д.д. Циљбана	20.02.2012	666.636	21.02.2012	670.976	0,65
Варшавска берза	20.02.2012	131.573	21.02.2012	131.959	0,29
Биржа на берза	20.02.2012	64.848	21.02.2012	67.296	3,62
Бостонска берза АД	20.02.2012	88.175	21.02.2012	11.882	-86,81

Индекс	Датум	Вредност на индекс	Датум	Вредност на индекс	% на промена во однос на припадниот трговски ден
INDEX1	20.02.2012	2.092,75	21.02.2012	2.078,86	-0,66
BELX	20.02.2012	341,82	21.02.2012	338,18	-1,05
STOXX	20.02.2012	1.736,40	21.02.2012	1.754,16	1,03
WVTOX	20.02.2012	379,01	21.02.2012	369,49	-2,64
BIAX	20.02.2012	802,80	21.02.2012	815,77	1,62
INDEX10	20.02.2012	788,65	21.02.2012	788,79	0,02
INDEX20	20.02.2012	9.630,81	21.02.2012	9.595,46	-0,37
BOFX	20.02.2012	131,08	21.02.2012	130,26	-0,62
ATX	20.02.2012	2.360,84	21.02.2012	2.214,48	-6,20
CAC40	20.02.2012	3.472,54	21.02.2012	3.465,24	-0,21
SNX	20.02.2012	6.948,25	21.02.2012	6.938,18	-0,15
FTSE100	20.02.2012	6.980,21	21.02.2012	5.920,26	-15,47
DOWJONES	20.02.2012	12.948,87	21.02.2012	12.963,69	0,11
NASDAQ	20.02.2012	1.981,23	21.02.2012	1.980,21	-0,01
INDEX120	20.02.2012	6.488,04	21.02.2012	6.460,83	-0,42

MB Monitor contains:

- Daily reports with summary data from trading at Macedonian Stock Exchange
- Weekly reports with summary data from trading at Macedonian Stock Exchange
- Daily reports with data from trading on regional stock exchanges
- Monthly reports with data from trading on regional stock exchanges
- Data presented in Excel, Power Point, Word

For more information on : www.mbmonitor.com.mk