

SEMIANNUAL STATISTICAL BULLETIN

JANUARY—JUNE 2014

Market capitalization: 93.210.466.647

Turnover: 2.293.921.949

Number of transactions: 6.418

MBI10: 1.633,20

↓16,88%

↑54,46%

↓16,63%

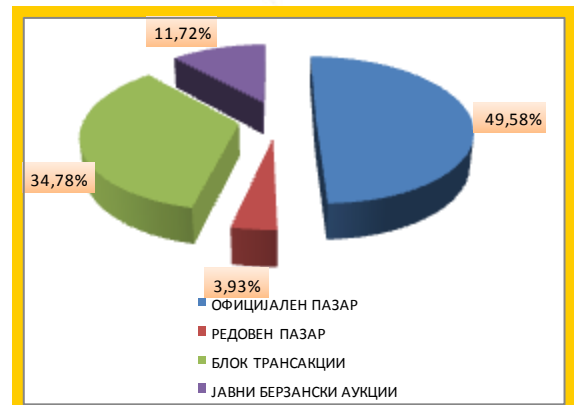
↓6,43%

BASIC INDICATORS

TURNOVER (denars)	January - June 2013	January - June 2014	% of change
TRADING IN BEST	1.204.717.884	1.227.407.326	1,88
Shares	753.366.245	1.126.425.560	49,52
Bonds	451.351.639	100.981.766	-77,63
DAILY AVERAGE TURNOVER (denars)	9.874.737	10.060.716	1,88
DAILY AVERAGE NUMBER OF TRANSACTIONS	62	52	-16,13
BLOCK TRANSACTIONS	189.445.209	797.726.124	321,09
GOVERNMENT AUCTIONS	90.981.959	268.788.500	195,43
PUBLIC OFFERING	0	0	-
TOTAL	1.485.145.051	2.293.921.949	54,46
NUMBER OF TRANSACTIONS			
TRADING IN BEST	7.623	6.372	-16,41
BLOCK TRANSACTIONS	14	45	221,43
GOVERNMENT AUCTIONS	61	1	-98,36
PUBLIC OFFERING	-	0	-
TOTAL	7.698	6.418	-16,63
MARKET CAPITALIZATION (denars)			
MARKET CAPITALIZATION OF SHARES	112.134.244.670	93.210.466.647	-16,88
LISTED SHARES	92.625.065.228	88.261.028.637	-4,71
MARKET OF JOINT STOCK COMPANIES WITH SPECIAL REPORTING OBLIGATIONS	19.509.179.442	4.949.438.010	-74,63
MARKET CAPITALIZATION OF BONDS	6.451.013.591	5.023.996.510	-22,12
TOTAL MARKET CAPITALIZATION	118.585.258.261	98.234.463.157	-17,16
MBI10	1.745,48	1.633,20	-6,43
OMB	120,33	123,14	2,34
NUMBER OF LISTED COMPANIES	88	116	31,82
NUMBER OF TRADING DAYS	122	122	0,00

TURNOVER STRUCTURE

Market segment	Turnover (denars)	Turnover (euro)	%	Num. of trans.
OFFICIAL MARKET	1.137.296.068	18.448.617	49,58	6.255
REGULAR MARKET	90.111.258	1.461.019	3,93	117
BLOCK TRANSACTIONS	797.726.124	12.934.635	34,78	45
GOVERNMENT AUCTIONS	268.788.500	4.358.023	11,72	1
TOTAL	2.293.921.949	37.202.293	100,00	6.418



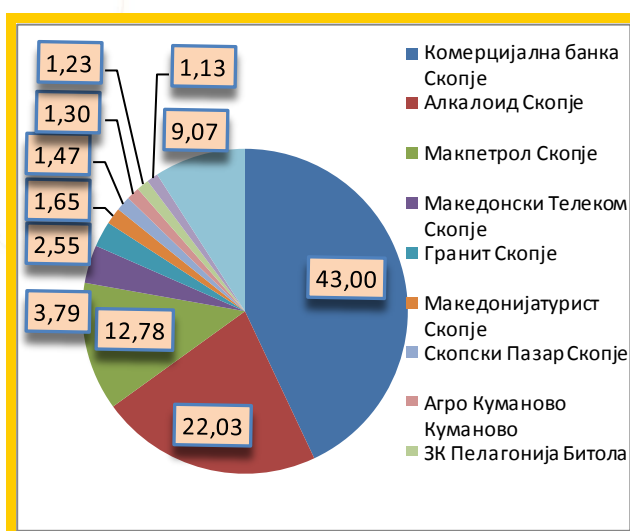
SEMIANNUAL STATISTICAL BULLETIN

TURNOVER PER MONTHS

Month	Trading in BEST		Block transactions		Government auctions		Total	
	Turnover MKD	%	Turnover MKD	%	Turnover MKD	%	Turnover MKD	%
January	257.180.806	20,95	16.763.144	2,10	268.788.500	100,00	542.732.450	23,66
February	175.617.747	14,31	5.413.800	0,68	-	-	181.031.547	7,89
March	237.709.317	19,37	134.383.878	16,85	-	-	372.093.195	16,22
April	113.538.431	9,25	33.132.397	4,15	-	-	146.670.828	6,39
May	243.460.611	19,84	76.336.640	9,57	-	-	319.797.251	13,94
June	199.900.413	16,29	531.696.265	66,65	-	-	731.596.678	31,89
Вкупно	1.227.407.326	100,00	797.726.124	100,00	268.788.500	100,00	2.293.921.949	100,00

10 MOST LIQUID SHARES (Official market)

Issuer	Average price (MKD)	Volume	Turnover in MKD	Numb. of trans-ac.
Komercijalna banka AD Skopje	1.907,14	231.007	445.647.800	1.508
Alkaloid AD Skopje	4.459,26	51.248	228.291.979	953
Makpetrol AD Skopje	23.665,96	5.426	132.397.394	878
Makedonski Telekom AD Skopje	351,82	107.664	39.292.955	422
Granit AD Skopje	397,75	66.246	26.417.098	417
Makedonijaturist AD Skopje	3.314,69	5.151	17.104.086	119
Skopski Pazar AD Skopje	5.686,32	2.393	15.190.836	103
Agro Kumanovo AD Kumanovo	2.086,00	6.311	13.505.372	5
Zk Pelagonija AD Bitola	2.551,66	4.960	12.764.405	43
NLB Tutunska banka AD Skopje	2.649,83	4.374	11.700.258	125
Rest		253.835	94.002.119	1.373
Total		738.615	1.036.314.302	5.946



TOP GAINERS / TOP LOSERS—OFFICIAL MARKET

Issuer	Average price (MKD) 30.12.2013	Average price (MKD) 30.06.2014	% of change
TOP GAINERS			
Agro Kumanovo AD Kumanovo	900,00	2.152,00	139,11%
Skopski Pazar AD Skopje	3.200,00	7.400,00	131,25%
RZ Ugotur AD Skopje	5,00	10,00	100,00%
NLB Tutunska banka AD Skopje	2.300,00	3.300,00	43,48%
Tetek AD Tetovo	460,00	635,00	38,04%
TOP LOSERS			
Zito Karaorman AD Kicevo	5.869,00	1.000,00	-82,96%
Fersped AD Skopje	175.651,00	60.000,00	-65,84%
Triglav Osiguruvanje AD Skopje	8.730,00	3.900,00	-55,33%
MZT Pumpi AD Skopje	359	200	-44,29%
Lotarija na Makedonija AD Skopje	390	250	-35,90%

SEMIANNUAL STATISTICAL BULLETIN

MBI10

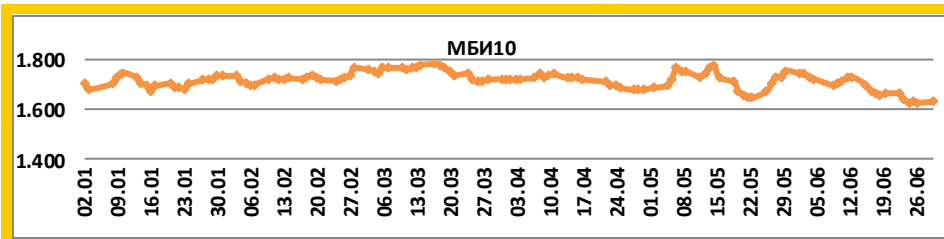
Value at 30.06.2014 1.633,20

MAX January-June(17.03) 1.785,92

MIN January-June(27.06) 1.628,21

% of change from 30.06.2013 -6,43%

% of change from 31.12.2013 -6,08%

All about MBI10 on: <http://www.mse.com.mk/Indices.aspx?Index=MBI10>

TRADING WITH MBI10 LISTED COMPANIES

Issuer	Max. (MKD)	Min. (MKD)	Average price (MKD)	Volume	Turnover in MKD	Turnover in Eur	% in turnover	Numb. of transac.	Market capitalization (MKD)
Alkaloid AD Skopje	4.700,00	4.300,00	4.459,26	66.569	297.640.701	4.827.245	28,86	955	6.229.334.137
Granit AD Skopje	460,00	355,00	397,75	66.246	26.417.098	428.650	2,56	417	1.286.906.963
Komercijalna banka AD Skopje	2.528,00	1.602,00	1.907,14	247.173	480.675.550	7.795.923	46,62	1.511	4.743.877.961
Makpetrol AD Skopje	28.745,00	18.800,00	23.665,96	5.611	137.022.394	2.222.278	13,29	879	2.157.734.400
Makedonijaturist AD Skopje	3.450,00	3.060,00	3.314,69	5.151	17.104.086	277.333	1,66	119	1.383.875.820
Replek AD Skopje	49.500,00	44.200,00	47.639,00	229	10.842.530	175.882	1,05	57	1.166.400.000
Stopanska banka AD Bitola	1.520,00	1.200,00	1.383,32	11.688	16.875.859	273.660	1,64	119	471.045.180
Makedonski Telekom AD Skopje	430,00	270,00	351,82	107.664	39.292.955	637.460	3,81	422	27.783.662.322
Toplifikacija AD Skopje	1.025,00	720,00	837,19	6.235	5.289.116	85.797	0,51	142	366.750.000
TOTAL				516.566	1.031.160.289	16.724.227	100,00	4.621	45.589.586.783

MBI10 LISTED COMPANIES RATIOS

Issuer	P/E Ratio[1]	Dividend yield[2]	Average price 30.06.2012	Average price 31.12.2011	% of change
Alkaloid AD Skopje	10,37	4,60%	4.352,06	4.496,80	-3,22
Granit AD Skopje	3,99	3,82%	419,00	360,00	16,39
Komercijalna banka AD Skopje	57,93	0,00%	2.081,50	1.789,87	16,29
Makpetrol AD Skopje	/	0,00%	19.200,00	25.280,14	-24,05
Makedonijaturist AD Skopje	7,2	6,76%	3.060,00	3.350,00	-8,66
Replek AD Skopje	8,42	8,88%	45.000,00	47.000,00	-4,26
Stopanska banka AD Bitola	21,71	0,00%	1.204,79	1.406,67	-14,35
Makedonski Telekom AD Skopje	13,96	10,86%	289,90	390,15	-25,70
Toplifikacija AD Skopje	88,16	0,00%	815,00	918,46	-11,26

[1] Share price at last day of trading in currently month./ Earnings per share

[2]The ratios are calculated using the data from the last published Audited financial reports and last paid dividend.

FOREIGN INVESTORS IN MBI10 LISTED COMPANIES

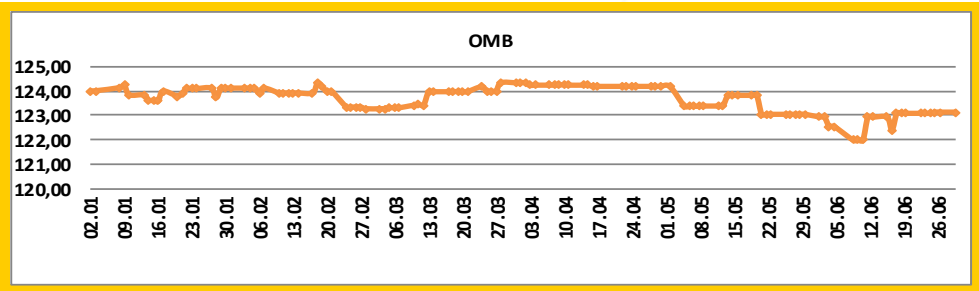
Issuer	January	February	March	April	May	June	Change June 2013/ December 2012
Alkaloid AD Skopje	9,80%	9,76%	9,62%	9,69%	9,71%	8,72%	-1,06%
Granit AD Skopje	14,75%	14,78%	14,70%	14,65%	14,77%	14,72%	-0,33%
Komercijalna banka AD Skopje	46,20%	45,19%	44,65%	44,62%	44,85%	45,05%	-3,37%
Makpetrol AD Skopje	8,03%	7,72%	7,65%	7,83%	7,84%	7,87%	-0,16%
Makedonijaturist AD Skopje	0,73%	0,73%	0,73%	0,72%	0,72%	0,74%	0,01%
Replek AD Skopje	19,95%	19,95%	19,95%	19,95%	19,95%	19,95%	0,05%
Stopanska banka AD Bitola	8,66%	8,48%	8,33%	8,32%	8,23%	7,92%	-0,83%
Makedonski Telekom AD Skopje	1,85%	1,83%	1,82%	1,82%	1,82%	1,82%	-0,03%
Toplifikacija AD Skopje	20,07%	20,15%	20,12%	20,15%	20,12%	20,12%	0,01%

Data as last day of trading in currently month according to the Central Securities Depository, regarding the participation of the foreign investors in the number of shares.

SEMIANNUAL STATISTICAL BULLETIN

OMB

Value at	30.06.2014	123,14
MAX January-June(28.03)		124,35
MIN January-June(09.06)		121,98
% of change from 30.06.2013		2,34
of change from 31.12.2013		-0,80



All about OMB on: <http://www.mse.com.mk/Indicies.aspx?Index=OMB>

OVERVIEW OF THE TRADING WITH BONDS

	Max (%)	Min (%)	Last daily average price (%)	Last Trading day	Volume (NV in euro)	Turnover (NKD)	Turnover (EUR)	Yield to maturity*
Government bonds denationalization.(RMDEN03)	98,80	97,10	98,00	14.05.2014	372.093	22.604.829	367.524	-
Government bonds denationalization.(RMDEN04)	98,70	97,50	98,00	16.04.2014	10.585	640.727	10.387	5,58%
Government bonds denationalization.(RMDEN05)	97,40	96,00	97,00	04.06.2014	32.090	1.918.108	31.103	4,22%
Government bonds denationalization.(RMDEN06)	97,00	95,00	97,00	09.05.2014	707.712	41.744.622	678.703	4,12%
Government bonds denationalization.(RMDEN07)	95,70	93,00	95,70	21.05.2014	29.140	1.696.970	27.519	4,33%
Government bonds denationalization.(RMDEN08)	94,00	92,50	94,00	18.06.2014	43.602	2.505.635	40.679	4,25%
Government bonds denationalization.(RMDEN09)	95,00	91,00	92,50	20.06.2014	168.244	9.713.751	157.493	4,45%
Government bonds denationalization.(RMDEN010)	92,00	91,00	92,00	24.03.2014	11.904	673.164	10.913	4,48%
Government bonds denationalization.(RMDEN011)	93,00	88,40	89,20	26.06.2014	132.512	7.519.784	122.076	4,84%
Government bonds denationalization.(RMDEN012)	93,30	89,50	92,00	18.06.2014	210.784	11.964.175	194.221	3,85%

*The model for calculation of yield to maturity is adapted to the characteristics of the bonds. Calculation date is 30.06.2014, using the last average price of the bonds.

FOREIGN AND DOMESTIC INVESTORS IN THE TOTAL TURNOVER

	January	February	March	April	May	June
Buying Foreign private investors	0,62%	2,44%	1,11%	7,10%	6,88%	0,75%
Buying Foreign Legal investors	2,42%	28,07%	38,98%	8,58%	32,84%	14,43%
TOTAL	3,05%	30,52%	40,09%	15,68%	39,72%	15,18%
Buying Domestic private investors	23,73%	46,27%	17,10%	30,88%	32,85%	6,63%
Buying Domestic Legal investors	73,22%	23,21%	42,81%	53,44%	27,43%	78,19%
TOTAL	96,95%	69,48%	59,91%	84,32%	60,28%	84,82%
Selling Foreign private investors	1,29%	3,65%	1,92%	5,65%	1,44%	0,25%
Selling Foreign Legal investors	19,04%	59,42%	47,99%	4,77%	33,94%	27,83%
TOTAL	20,32%	63,07%	49,92%	10,41%	35,38%	28,08%
Selling Domestic private investors	12,24%	24,84%	15,72%	64,51%	43,92%	33,06%
Selling Domestic Legal investors	67,44%	12,09%	34,36%	25,07%	20,70%	38,86%
TOTAL	79,68%	36,93%	50,08%	89,59%	64,62%	71,92%

Data as last day of trading in currently month according to the Central Securities Depository, regarding the participation of the foreign and domestic investors in the total turnover.

SEMIANNUAL STATISTICAL BULLETIN

LISTED COMPANIES

Issuer	Nominal value	Number of Outstand- ing shares	Max. price	Min. price	Average price	Num. of transac- tions	Turnover (MKD)	Turnover (EUR)	Market capitaliza- tion (MKD)
Fersped Skopje	37400.00 MKD	18.113	158.086,00	60.000,00	60.000,00	45	504.861.569	8.184.639	1.086.780.000
Komercijalna banka Skopje	1000.00 MKD	2.279.067	2.528,00	1.602,00	2.081,50	1511	480.675.550	7.795.923	4.743.877.961
Alkaloid Skopje	25.56 EUR	1.431.353	4.700,00	4.300,00	4.352,06	955	297.640.701	4.827.245	6.229.334.137
Makpetrol Skopje	511.29 EUR	112.382	28.745,00	18.800,00	19.200,00	879	137.022.394	2.222.278	2.157.734.400
Agro Kumanovo Kumanovo	53.72 EUR	28.554	2.152,00	2.020,00	2.152,00	8	44.517.276	722.302	61.448.208
Makedonski Telekom Skopje	100.00 MKD	95.838.780	430,00	270,00	289,90	422	39.292.955	637.460	27.783.662.322
Blagoj Gjorev Veles	25.56 EUR	516.000			358,00	1	31.729.320	514.347	184.728.000
Granit Skopje	5.00 EUR	3.071.377	460,00	355,00	419,00	417	26.417.098	428.650	1.286.906.963
TTK Banka AD Skopje	1000.00 MKD	907.888	700,00	611,00	618,57	32	24.380.187	395.340	561.592.280
Makedonijaturist Skopje	25.56 EUR	452.247	3.450,00	3.060,00	3.060,00	119	17.104.086	277.333	1.383.875.820
Stopanska banka Bitola	3000.00 MKD	390.977	1.520,00	1.200,00	1.204,79	119	16.875.859	273.660	471.045.180
Skopski Pazar Skopje	51.13 EUR	70.937	8.626,00	3.700,00	7.400,00	103	15.190.836	246.584	524.933.800
Pelisterka AD Skopje	51.00 EUR	50.180	2.100,00	2.000,00	2.100,00	10	14.020.529	227.584	105.378.000
ZK Pelagonija Bitola	70.21 EUR	202.891	2.575,00	2.400,00	2.472,00	43	12.764.405	206.949	501.546.552
NLB Tutunska banka Skopje	1000.00 MKD	854.061	3.394,00	2.300,00	3.300,00	125	11.700.258	189.746	2.818.401.300
Trgotekstil maloprodazba Skopje	5.11 EUR	700.000	101,00	101,00	101,00	10	11.383.280	184.504	70.700.000
Replek Skopje	562.42 EUR	25.920	49.500,00	44.200,00	45.000,00	57	10.842.530	175.882	1.166.400.000
Rade Koncar Skopje	25.00 EUR	206.230	1.442,00	1.290,00	1.330,00	16	10.802.880	175.183	274.285.900
Ohridska banka AD Skopje	2650.00 MKD	438.586	1.030,00	900,00	960,00	80	10.058.297	163.178	421.042.560
Makstil Skopje	5.11 EUR	14.622.943	92,00	68,00	82,00	219	7.477.039	121.304	1.199.081.326
Veteks Veles	51.13 EUR	30.048	1.217,00	945,00	945,00	11	6.576.747	106.869	28.395.360
Toplifikacija Skopje	51.13 EUR	450.000	1.025,00	720,00	815,00	142	5.289.116	85.797	366.750.000
Prilepska Pivarnica Prilep	125.00 EUR	39.918	11.440,00	9.900,00	11.422,50	14	5.214.590	84.525	455.963.355
Stopanska banka Skopje	201.10 MKD	17.460.180	213,00	175,00	204,00	94	4.918.071	79.797	3.561.876.720
RZ Uslugi Skopje	5.11 EUR	1.571.668	103,00	72,00	103,00	32	4.251.748	68.975	161.881.804
Tajmiate Kicevo	100.00 DEM	26.341	1.550,00	1.550,00	1.550,00	5	4.048.600	65.748	40.828.550
Beton Skopje	255.65 EUR	54.562	4.250,00	3.600,00	3.950,00	67	4.035.730	65.489	215.519.900
Cementarnica USJE Skopje	3100.00 MKD	563.784	16.000,00	13.000,00	15.800,00	38	3.202.270	51.965	8.907.787.200
Zito Karaorman Kicevo	256.00 EUR	11.177	1.000,00	1.000,00	1.000,00	3	2.735.000	44.355	11.177.000
Teteks Tetovo	50.40 EUR	427.984	635,00	480,00	635,00	37	2.110.924	34.241	271.769.840
Strumica Tabak Strumica	51.13 EUR	90.782	850,00	404,00	850,00	13	1.594.262	25.842	77.164.700
Vitaminka Prilep	52.36 EUR	77.330	6.000,00	5.000,00	5.851,00	11	1.470.431	23.838	452.457.830
Triglav Osiguruvanje Skopje	50.00 EUR	60.184	5.000,00	3.820,00	3.900,00	5	1.359.480	22.034	234.717.600
OKTA Skopje	51.12 EUR	846.360	550,00	450,00	500,00	41	1.162.329	18.857	423.180.000
UNI Banka Skopje	1000.00 MKD	545.987	800,00	658,00	740,00	21	1.132.172	18.364	404.030.380
FZC 11 Oktomvri Kumanovo	51.13 EUR	491.000	351,00	241,00	250,00	37	901.762	14.622	122.750.000
Duopack AD Skopje	25.56 EUR	279.000	495,00	495,00	495,00	11	842.490	13.661	138.105.000
Arcelormittal Skopje (CRM) Skopje	5.11 EUR	19.320.176	50,00	40,00	40,00	44	730.385	11.845	772.807.040
Makosped Skopje	1000.00 MKD	788.424	106,00	93,00	106,00	20	583.766	9.476	83.572.944
Arcelormittal Skopje (HRM) Skopje	5.11 EUR	11.939.699	50,00	27,00	28,00	54	572.574	9.289	334.311.572
Ading Skopje	9.98 EUR	386.400	251,00	250,00	250,00	5	420.460	6.819	96.600.000
Slavej Skopje	50.00 EUR	20.485	3.150,00	3.056,00	3.056,00	3	302.880	4.919	62.602.160
Rudnici Banjani Skopje	50.00 DEM	65.502	550,00	550,00	550,00	4	293.700	4.763	36.026.100
Automakedonija Skopje	44.48 EUR	82.529	1.306,00	1.300,00	1.300,00	2	232.886	3.776	107.287.700
Angropromet-Tikvesanka Kavadarci	50.00 EUR	20.162	750,00	750,00	750,00	7	232.500	3.771	15.121.500
Edinstvo Tetovo	5.11 EUR	887.551	145,00	145,00	145,00	9	223.300	3.621	128.694.895
Stopanska banka Skopje-preference shares	400.00 MKD	227.444	300,00	250,00	273,00	14	215.065	3.487	62.092.212
Hoteli Metropol Ohrid	5.00 EUR	1.035.000	163,00	114,00	126,00	5	197.820	3.212	130.410.000
Ograzden Strumica	50.00 EUR	40.215	1.250,00	1.250,00	1.250,00	1	152.500	2.472	50.268.750
RZ Ekonomika Skopje	10.00 DEM	535.245	30,00	30,00	30,00	11	147.210	2.386	16.057.350
Popova Kula Demir Kapija	61.50 MKD	2.700.000	17,00	17,00	17,00	11	141.100	2.288	45.900.000
Fustelarko Borec Bitola	37.65 EUR	81.222	746,00	733,00	746,00	3	133.484	2.164	60.591.612
BIM Sveti Nikole	100.00 EUR	10.155	9.200,00	9.200,00	9.200,00	2	128.800	2.088	93.426.000
Tehnometal Vardar Skopje	51.13 EUR	80.186	515,00	500,00	515,00	3	100.515	1.631	41.295.790
Other listed shares on Official market with turnover less than 100.000 MKD						31	349.480	5.668	17.216.853.064
Total						5.982	1.780.761.196	28.878.746	88.261.028.637

SEMIANNUAL STATISTICAL BULLETIN

TURNOVER PER MEMBERS / in denars*

Member	Member	Trading in BEST	% in BEST	Block transaction	% Block	Government auctions	% Government auctions	Total
Inovo Broker AD Skopje	IN	503.407.368	20,51	369.193.152	23,14	0	0,00	872.600.520
Fersped Broker AD Skopje	FR	18.625.754	0,76	828.200.400	51,91	0	0,00	846.826.154
ILIRIKA INVESTMENTS AD Skopje	IL	765.844.252	31,20	20.024.640	1,26	0	0,00	785.868.892
Komercijalna Banka AD Skopje	KB	476.409.964	19,41	185.371.462	11,62	0	0,00	661.781.426
Postel Broker AD Skopje	PT	62.599.689	2,55	23.378.875	1,47	268.788.500	100,00	354.767.063
INVESTBROKER AD Skopje	MI	162.592.748	6,62	97.460.830	6,11	0	0,00	260.053.578
Eurohaus AD Skopje	EH	194.783.405	7,93	22.140.360	1,39	0	0,00	216.923.765
NLB TUTUNSKA BANKA AD Skopje	TN	106.070.178	4,32	27.810.000	1,74	0	0,00	133.880.178
TTK Banka AD Skopje	TK	76.959.579	3,14	21.872.528	1,37	0	0,00	98.832.107
Stopanska Banka AD Skopje	SB	62.539.578	2,55	0	0,00	0	0,00	62.539.578
EURO BROKER AD Skopje	EU	18.035.689	0,73	0	0,00	0	0,00	18.035.689
Alta Vista broker AD Skopje	AV	3.524.389	0,14	0	0,00	0	0,00	3.524.389
Peon Broker AD Skopje	PE	3.422.060	0,14	0	0,00	0	0,00	3.422.060
Total		2.454.814.651	100,00	1.595.452.247	100,00	268.788.500	100,00	4.319.055.398

*Turnover via BEST system and turnover in block trades is calculated on the basis of double counting, in order to include the executed cross trades by the MSE members in the structure of the overall MSE turnover. As since July 13, during the government auctions on the selling side there is no brokers (i.e. MSE performs this role), the turnover derived from government auctions is still calculated on the basis of single counting.

MEMBERS OF MACEDONIAN STOCK EXCHANGE

Member	Address	Tel/fax	E-mail	Web page
EURO BROKER AD Skopje	ul. Veljko Vlahovic 1/2-2, Skopje	02/3215-198,3215-199, Fax ::3223-397;	eurobroker@mt.net.mk	www.eurobroker.com.mk
EUROHAUS AD Skopje	Bul. Sv. Kliment Ohridski br.52-a, vlez 1, kat 2, broj 5, Skopje	02/ 3217-095; Fax :02/3217-035;	s.drakulovski@eurohaus.com.mk	www.eurohaus.com.mk
ILIRIKA INVESTMENTS AD Skopje	ul. Dame Gruev 1b, BC Paloma Bjanka ,mezanin, lokal 1, Skopje	02/3296-853, Fax ::02/3213-785 ;	info@ilirika.com.mk	www.ilirika.com.mk
INVESTBROKER AD Skopje	ul. Istarska br. 33, Skopje	02/3110-290; Fax ::02/3103-291;	invest-broker@investbroker.com.mk	www.investbroker.com.mk
INOVO BROKER AD Skopje	Bul.Teodosij Gologanov br.60/1-4, Skopje	02/3120-941 ; Fax ::02/3110-950 ;	office@innovobroker.com	www.innovobroker.com
KOMERCIJALNA BANKA AD Skopje-Direkcija za trgovanje so hartii od vrednost	Ul. Orce Nikolov br.3, Skopje	02/3218-218;Fax ::02/3218-222 ;	kbbroker@kb.com.mk	www.kb.com.mk
NLB TUTUNSKA BANKA AD Skopje	ul.Majka Tereza br.1, Skopje	02/5100-354; Fax :02/ 3296-219;	info@nlbtbroker.com.mk	www.nlbtbroker.com.mk
POSTEL BROKER AD Skopje	ul. Nikola Kljusev, br.6, Skopje	02/3224-300; Fax :02/3224-300;	palevski@postbank.com.mk	
STOPANSKA BANKA AD Skopje-Direkcija za rabota so hartii od vrednost I broker-sko-posrednicki uslugi	bul.11 Oktomvri br.7, Skopje	02/3295-405, Fax ::3295-551 ;	broker@stb.com.mk	http://www.stb.com.mk
TTK BANKA AD Skopje-Oddel za rabota so hartii od vrednost	ul.Naroden front br.19 Skopje	02/3216 530 ; Fax : :02/3216 530;	ttkbroker@ttk.com.mk	www.ttk.com.mk
FERSPED BROKER AD Skopje	ul. Makedonija br.11A, Skopje	02/ 3219-333 ; Fax ::02/3219-477 ;	broker@fersped.com.mk	www.fersped.com.mk

