

SEMIANNUAL STATISTICAL BULLETIN

JANUARY—JUNE 2013

Market capitalization: 112.134.244.670

Turnover: 1.485.145.051

Number of transactions: 7.698

MBI10: 1.745,48

↑2,71%

↓41,38%

↓13,55%

↓6,06%

BASIC INDICATORS

TURNOVER (denars)	January - June 2012	January - June 2013	% of change
TRADING IN BEST	1.608.805.040	1.204.717.884	-25,12
Shares	882.933.049	753.366.245	-14,67
Bonds	725.871.991	451.351.639	-37,82
DAILY AVERAGE TURNOVER (denars)	13.186.927	9.874.737	-25,12
DAILY AVERAGE NUMBER OF TRANSACTIONS	72	62	-13,89
BLOCK TRANSACTIONS	620.274.314	189.445.209	-69,46
GOVERNMENT AUCTIONS	280.637.050	90.981.959	-67,58
PUBLIC OFFERING	23.835.327	-	-
TOTAL	2.533.551.731	1.485.145.051	-41,38

NUMBER OF TRANSACTIONS

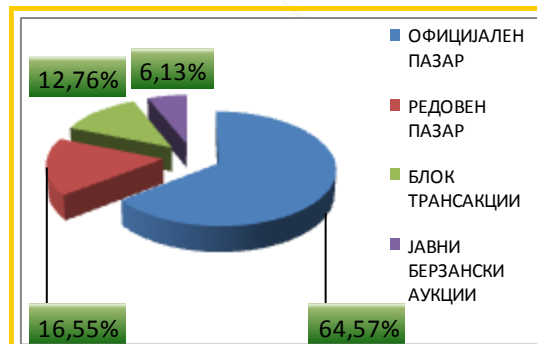
TRADING IN BEST	8.820	7.623	-13,57
BLOCK TRANSACTIONS	54	14	-74,07
GOVERNMENT AUCTIONS	15	61	306,67
PUBLIC OFFERING	16	-	-
TOTAL	8.905	7.698	-13,55

MARKET CAPITALIZATION (denars)

MARKET CAPITALIZATION OF SHARES	109.172.417.180	112.134.244.670	2,71
LISTED SHARES	25.840.538.915	92.625.065.228	258,45
MARKET OF JOINT STOCK COMPANIES WITH SPECIAL REPORTING OBLIGATIONS	83.331.878.265	19.509.179.442	-76,59
MARKET CAPITALIZATION OF BONDS	7.388.420.772	6.451.013.591	-12,69
TOTAL MARKET CAPITALIZATION	116.560.837.952	118.585.258.261	1,74
MBI10	1.858,01	1.745,48	-6,06
MBID	1.819,44	2.140,51	17,65
OMB	118,83	120,33	1,26
NUMBER OF LISTED COMPANIES	32	88	175,00
NUMBER OF TRADING DAYS	122	122	0,00

TURNOVER STRUCTURE

Market segment	Turnover (denars)	Turnover (euro)	%	Num. of trans.
OFFICIAL MARKET	958.977.883	15.559.139	64,57	5.532
REGULAR MARKET	245.740.001	3.987.650	16,55	2.091
BLOCK TRANSACTIONS	189.445.209	3.074.253	12,76	14
GOVERNMENT AUCTIONS	90.981.959	1.478.427	6,13	61
TOTAL	1.485.145.051	24.099.469	100	7.698



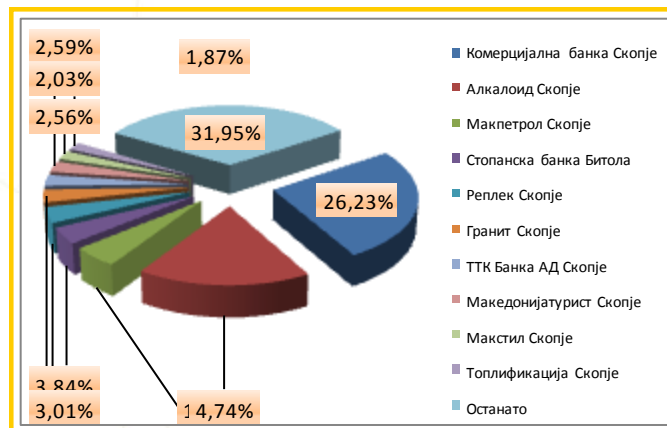
SEMIANNUAL STATISTICAL BULLETIN

TURNOVER PER MONTHS

Month	Trading in BEST		Block transactions		Government auctions		Total	
	Turnover MKD	%	Turnover MKD	%	Turnover MKD	%	Turnover MKD	%
January	144.815.555	12,02	37.716.000	19,91	66.158.016	72,72	248.689.571	16,75
February	164.112.976	13,62	42.261.386	22,31	1.845.830	2,03	208.220.192	14,02
March	172.864.969	14,35	3.987.000	2,10	-	-	176.851.969	11,91
April	142.835.179	11,86	18.185.450	9,60	-	-	161.020.629	10,84
May	304.096.774	25,24	38.588.012	20,37	-	-	342.684.786	23,07
June	275.992.431	22,91	48.707.361	25,71	22.978.113	25,26	347.677.904	23,41
Вкупно	1.204.717.883,65	100,00	189.445.209	100,00	90.981.959	100,00	1.485.145.051	100,00

10 MOST LIQUID SHARES (Official market)

Issuer	Average price (MKD)	Volume	Turnover in MKD	Numb. of trans- ac.
Komercijalna banka AD Skopje	2.380,74	74.158	175.988.098	944
Alkaloid AD Skopje	4.411,82	26.603	117.779.332	835
Makpetrol AD Skopje	14263,12	2.183	31.778.035	463
Stopanska Banka AD Bitola	1.526,85	16.845	25.751.549	214
Replek AD Skopje	44.113,90	549	24.407.127	101
Granit AD Skopje	427,15	46.826	20.207.873	392
TTK Banka AD Skopje	718,79	24.456	17.379.496	140
Makedonijaturist AD Skopje	3271,24	5.251	17.148.682	139
Makstil AD Skopje	99,21	133.120	13.593.031	406
Toplifkacija AD Skopje	1.486,88	8.429	12.513.082	254
Rest		555.393	214.386.705	2311
Total		893.813	670.933.010	6.199



TOP GAINERS / TOP LOSERS—OFFICIAL MARKET

Issuer	Average price (MKD) 30.12.2012	Average price (MKD) 30.06.2013	% of change
TOP GAINERS			
Tutunski Kombinat AD Prilep	135,00	291,00	115,56%
EMO AD Ohrid	30,00	52,00	73,33%
Vitaminka AD Prilep	3.000,00	4.701,00	56,70%
Makpetrol AD Skopje	12.000,00	17.144,83	42,87%
Beton AD Skopje	3.000,00	3.800,00	26,67%
TOP LOSERS			
Zito Luks AD Skopje	159,00	120,00	-24,53%
Tehnometal Vardar AD Skopje	800,00	632,00	-21,00%
Komercijalna banka AD Skopje	2.414,26	1.998,70	-17,21%
Skopski Pazar AD Skopje	4.100,00	3.400,00	-17,07%
Toplifkacija AD Skopje	1.530,00	1.350,00	-11,76%

SEMIANNUAL STATISTICAL BULLETIN

MBI10

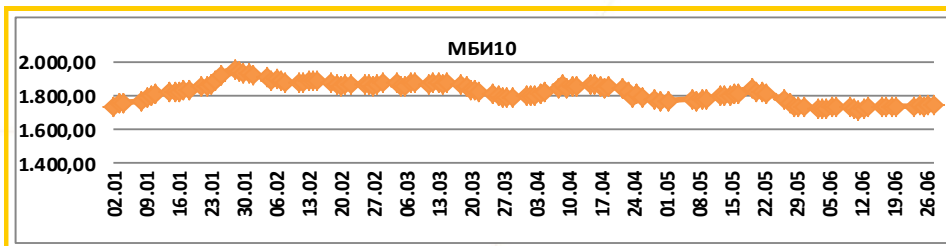
Value at 30.06.2013 1.745,48

MAX January-June(28.01) 1.955,92

MIN January-June(12.06) 1.717,55

% of change from 30.06.2012 -6,06

% of change from 31.12.2012 0,83

All about MBI10 on: <http://www.mse.com.mk/Indicies.aspx?Index=MBI10>

TRADING WITH MBI10 LISTED COMPANIES

Issuer	Max. (MKD)	Min. (MKD)	Average price (MKD)	Volume	Turnover in MKD	Turnover in Eur	% in turnover	Numb. of transac.	Market capitalization (MKD)
Alkaloid AD Skopje	4.650,00	4.120,00	4.411,82	29.603	131.069.332	2.126.642	24,34	836	6.263.815.431
Granit AD Skopje	470,00	377,00	427,15	46.826	20.207.873	328.020	3,75	392	1.216.265.292
Komercijalna banka AD Skopje	2.750,00	1.980,00	2.380,74	74.158	175.988.098	2.856.548	32,68	944	4.555.171.213
Makpetrol AD Skopje	19.776,00	12.000,00	14.263,12	2.183	31.778.035	515.450	5,90	463	1.926.770.285
Makedonijaturist AD Skopje	3.490,00	3.050,00	3.271,24	5.251	17.148.682	278.302	3,18	139	1.401.965.700
Stopanska banka AD Bitola	1.850,00	1.300,00	1.526,85	16.845	25.751.549	417.853	4,78	214	547.367.800
Makstil AD Skopje	133,00	85,00	99,21	133.120	13.593.031	220.674	2,52	406	1.308.460.940
Toplifikacija AD Skopje	1.800,00	1.103,00	1.486,88	8.429	12.513.082	203.107	2,32	254	607.500.000
TTK Banka AD Skopje	800,00	660,00	718,79	48.548	34.882.093	565.833	6,47	141	653.679.360
Replek AD Skopje	46.500,00	41.000,00	44.113,90	549	24.407.127	395.953	4,53	101	1.086.048.000
TOTAL				522.092	538.418.841	8.737.091	100,00	4.443	92.625.065.228

MBI10 LISTED COMPANIES RATIOS

Issuer	P/E Ratio[1]	Dividend yield[2]	Average price 30.06.2012	Average price 31.12.2011	% of change
Alkaloid AD Skopje	10,58	4,25%	4.376,15	4.151,69	5,41
Granit AD Skopje	4,18	0,00%	396,00	380,89	3,97
Komercijalna banka AD Skopje	8,11	5,00%	1.998,70	2.414,26	-17,21
Makpetrol AD Skopje	/	0,00%	17.144,83	12.000,00	42,87
Makedonijaturist AD Skopje	7,06	6,52%	3.100,00	3.060,92	1,28
Stopanska banka AD Bitola	/	0,00%	1.400,00	1.301,59	7,56
Makstil AD Skopje	/	0,00%	89,48	94,00	-4,81
Toplifikacija AD Skopje	59,86	0,00%	1.350,00	1.530,00	-11,76
TTK Banka AD Skopje	92,54	0,00%	720,00	700,00	2,86
Replek AD Skopje	6,83	9,52%	41.900,00	42.000,00	-0,24

[1] Share price at last day of trading in currently month./ Earnings per share

[2]The ratios are calculated using the data from the last published Audited financial reports and last payed dividend.

FOREIGN INVESTORS IN MBI10 LISTED COMPANIES

Issuer	January	February	March	April	May	June	Change June 2013/ December 2012
Alkaloid AD Skopje	9,48%	9,46%	9,64%	9,69%	9,89%	9,81%	0,29%
Granit AD Skopje	15,48%	15,49%	15,47%	15,65%	15,62%	15,65%	0,13%
Komercijalna banka AD Skopje	50,92%	51,04%	50,92%	50,72%	50,48%	49,72%	-1,24%
Makpetrol AD Skopje	8,22%	8,22%	8,21%	8,24%	8,27%	8,23%	-0,01%
Makedonijaturist AD Skopje	0,74%	0,81%	0,82%	0,81%	0,81%	0,81%	0,08%
Stopanska banka AD Bitola	9,84%	9,96%	9,80%	9,76%	9,64%	9,50%	-0,46%
Makstil AD Skopje	82,88%	82,85%	82,80%	82,87%	82,88%	82,90%	0,03%
Toplifikacija AD Skopje	20,27%	20,29%	20,33%	20,28%	20,48%	20,48%	0,32%
TTK Banka AD Skopje	28,25%	28,20%	28,36%	28,20%	28,18%	25,47%	-2,79%
Replek AD Skopje	19,71%	19,71%	19,69%	19,71%	19,85%	19,85%	0,14%

Data as last day of trading in currently month according to the Central Securities Depository, regarding the participation of the foreign investors in the number of shares.

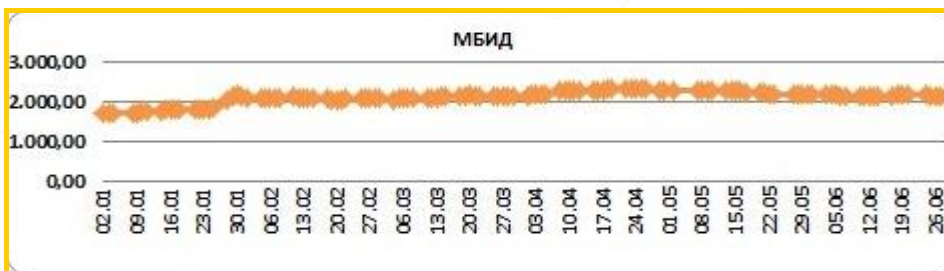


SEMIANNUAL STATISTICAL BULLETIN

MBID

Value at 30.06.2013 2.140,51

MAX January-June(24.04)	2.358,78
MIN January-June(03.01)	1.731,12
% of change from 30.06.2012	17,68
of change from 31.12.2012	23,38



All about MBID on: <http://www.mse.com.mk/Indicies.aspx?Index=MBID>

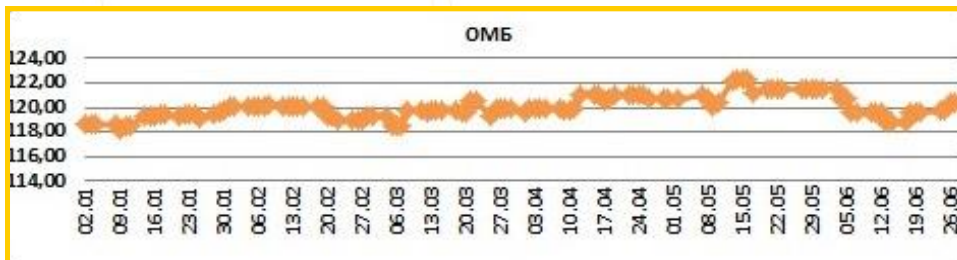
TRADING WITH MBID COMPANIES

Issuer	Max. (MKD)	Min. (MKD)	Average price		Turnover in		Numb. of transac.	Market capitalization (MKD)
			(MKD)	Volume	MKD	Turnover in Eur		
FZC 11 Oktomvri AD Kumanovo	400,00	618,00	412,00	491.000	1.550.160	25.153	52	202.292.000
Kjubi makedonija AD Skopje	1.650,00	2.001,00	2.000,00	717.462	26.842.781	435.554	186	1.434.924.000
Prilepska Pivarnica AD Prilep	8.000,00	8.245,00	8.200,00	39.918	1.346.050	21.854	16	327.327.600
Rade Koncar AD Skopje	1.201,00	2.756,00	2.010,00	206.230	20.779.729	337.207	104	414.522.300
Arcelormittal Skopje (HRM) Skopje	40,00	86,00	40,00	11.939.699	869.156	14.113	55	477.587.960
Arcelormittal Skopje (CRM) Skopje	46,00	85,00	46,00	19.320.176	637.028	10.342	35	888.728.096
Stopanska banka AD Skopje	129,00	190,00	152,00	17.460.180	3.788.578	61.460	116	2.653.947.360
Makedonski Telekom AD Skopje	491,00	560,00	507,25	95.838.780	50.941.678	826.792	507	48.614.221.155
Tutunska banka AD Skopje	1.700,00	2.400,00	2.252,00	854.061	8.465.524	137.358	88	1.923.345.372
Total				146.867.506	115.220.684	1.869.834	1.159	56.936.895.843

OMB

Value at 30.06.2013 120,33

MAX January-June(14.05)	122,28
MIN January-June(19.01)	118,10
of change from 30.06.2012	1,28
of change from 31.12.2012	1,45



All about OMB on: <http://www.mse.com.mk/Indicies.aspx?Index=OMB>

OVERVIEW OF THE TRADING WITH BONDS

	Max (%)	Min (%)	Last daily average price (%)	Last Trading day	Volume (NV in euro)	Turnover (NKD)	Turnover (EUR)	Yield to maturity*
Government bonds denationalization.(RMDEN02)	98,50	97,50	98,50	06.03.2013	6.383	387.474	6.284	-
Government bonds denationalization.(RMDEN03)	97,20	96,00	96,10	18.06.2013	12.297	729.545	11.836	-
Government bonds denationalization.(RMDEN04)	97,90	93,00	95,00	27.06.2013	1.210.199	72.627.646	1.178.001	5,76%
Government bonds denationalization.(RMDEN05)	96,70	92,00	93,00	26.06.2013	746.192	44.031.694	714.309	5,99%
Government bonds denationalization.(RMDEN06)	94,20	91,00	94,00	18.06.2013	186.520	10.753.170	174.391	4,70%
Government bonds denationalization.(RMDEN07)	92,50	90,50	92,50	12.06.2013	111.157	6.314.261	102.438	4,85%
Government bonds denationalization.(RMDEN08)	98,00	87,30	90,00	05.06.2013	42.318	2.345.870	38.100	5,33%
Government bonds denationalization.(RMDEN09)	91,90	87,50	90,20	18.06.2013	898.061	50.038.859	812.415	4,86%
Government bonds denationalization.(RMDEN10)	90,50	87,00	90,00	17.06.2013	154.420	8.417.122	136.639	4,61%
Government bonds denationalization.(RMDEN11)	91,00	86,50	89,86	26.06.2013	721.985	39.492.702	640.972	4,37%
Government bonds denationalization.(RMDEN12)	91,00	86,10	89,10	28.06.2013	4.003.741	216.213.296	3.506.114	3,91%

*The model for calculation of yield to maturity is adapted to the characteristics of the bonds. Calculation date is 30.06.2013, using the last average price of the bonds.



SEMIANNUAL STATISTICAL BULLETIN

LISTED COMPANIES

Issuer	Nominal value	Number of Outstand- ing shares	Max. price	Min. price	Average price	Num. of transac- tions	Turnover (MKD)	Turnover (EUR)	Market capitaliza- tion (MKD)
Komercijalna banka Skopje	1000.00 MKD	2.279.067	2.750,00	1.980,00	2.380,17	944	175.988.098	2.856.548	4.555.171.213
Alkaloid Skopje	25.56 EUR	1.431.353	4.650,00	4.120,00	4.413,91	836	131.069.332	2.126.642	6.263.815.431
Makedonski Telekom Skopje	100.00 MKD	95.838.780	560,00	491,00	521,26	507	50.941.678	826.792	48.614.221.155
TTK Banka AD Skopje	1000.00 MKD	907.888	800,00	660,00	720,16	141	34.882.093	565.833	653.679.360
Makpetrol Skopje	511.29 EUR	112.382	19.776,00	12.000,00	14.023,07	463	31.778.035	515.450	1.926.770.285
KJUBI Makedonija Skopje	51.13 EUR	717.462	2.001,00	1.650,00	1.885,26	186	26.842.781	435.554	1.434.924.000
Stopanska banka Bitola	3000.00 MKD	390.977	1.850,00	1.300,00	1.526,65	214	25.751.549	417.853	547.367.800
Karpos Skopje	17.04 EUR	299.112	175,00	162,00	160,18	7	24.847.874	403.088	48.456.144
Replek Skopje	562.42 EUR	25.920	46.500,00	41.000,00	44.022,43	101	24.407.127	395.953	1.086.048.000
Rade Koncar Skopje	25.00 EUR	206.230	2.756,00	1.201,00	1.564,64	104	20.779.729	337.207	414.262.300
Granit Skopje	5.00 EUR	3.071.377	470,00	377,00	424,14	392	20.207.873	328.020	1.216.265.292
Makedonijaturist Skopje	25.56 EUR	452.247	3.490,00	3.050,00	3.252,36	139	17.148.682	278.302	1.401.965.700
Makstil Skopje	5.11 EUR	14.622.943	133,00	85,00	98,05	406	13.593.031	220.674	1.308.460.940
Toplifikacija Skopje	51.13 EUR	450.000	1.800,00	1.103,00	1.522,94	254	12.513.082	203.107	607.500.000
RZ Uslugi Skopje	5.11 EUR	1.571.668	171,00	106,00	127,76	70	12.056.724	195.547	180.741.820
ZK Pelagonija Bitola	70.21 EUR	202.891	2.450,00	2.250,00	2.391,67	40	8.775.247	142.362	497.082.950
Univerzalna Investiciona Banka Skopje	1000.00 MKD	530.445	1.250,00	500,00	844,94	51	8.574.523	139.072	424.356.000
Tutunska banka Skopje	1000.00 MKD	854.061	2.400,00	1.700,00	2.086,36	88	8.465.524	137.358	1.923.345.372
Duropack Skopje	25.56 EUR	279.000	495,00	449,00	469,15	52	4.775.692	77.458	138.105.000
Beton Skopje	255.65 EUR	54.562	5.099,00	3.321,00	4.180,71	71	4.140.259	67.223	207.335.600
Fersped Skopje	37400.00 MKD	18.113	44.000,00	41.000,00	42.423,13	39	4.131.333	67.048	787.915.500
Teteks Tetovo	50.40 EUR	427.984	387,00	321,00	347,81	36	3.156.579	51.286	162.205.936
Slavej Skopje	50.00 EUR	20.485	3.100,00	3.000,00	3.014,75	7	2.235.200	36.277	63.503.500
Fustelarko Borec Bitola	33.24 EUR	81.222	1.500,00	800,00	612,38	18	2.195.300	35.614	77.973.120
Tajmiste Kicevo	100.00 DEM	26.341	2.460,00	1.550,00	1.884,85	13	2.098.989	34.088	64.798.860
Prilepska Pivarnica Prilep	125.00 EUR	39.918	8.245,00	8.000,00	8.226,98	16	1.346.050	21.854	327.327.600
Ohridska banka Ohrid	2650.00 MKD	438.586	1.150,00	1.000,00	1.076,42	29	1.245.406	20.216	443.849.032
Skopski Pazar Skopje	51.13 EUR	70.937	4.070,00	3.400,00	3.801,83	27	1.156.773	18.771	241.185.800
Vitaminka Prilep	52.36 EUR	77.330	4.999,00	3.500,00	4.559,37	20	901.819	14.636	363.528.330
TEAL-Alumina Tetovo	51.13 EUR	58.334	832,00	808,00	804,46	2	819.648	13.294	48.533.888
RZ Institut Skopje	5.11 EUR	113.394	450,00	340,00	362,34	6	754.000	12.225	42.522.750
Angropromet-Tikve(anka Kavadarci	50.00 EUR	20.162	750,00	750,00	750,00	16	597.000	9.689	15.121.500
Makpromet [tip	51.13 EUR	59.993	570,00	570,00	570,00	5	466.260	7.573	34.196.010
Makosped Skopje	1000.00 MKD	788.424	131,00	104,00	125,62	19	343.084	5.565	94.610.880
Vinarska vizba Tikves Skopje	51.13 EUR	270.450	1.971,00	1.700,00	1.699,00	8	305.666	4.960	459.765.000
Hoteli Metropol Ohrid	5.00 EUR	1.035.000	155,00	120,00	133,43	10	269.650	4.372	124.200.000
OHIS Skopje	51.12 EUR	1.929.048	70,00	64,00	64,78	14	263.573	4.276	123.459.072
Pelisterka AD Skopje	51.00 EUR	50.180	2.000,00	2.000,00	2.000,00	2	226.000	3.674	100.360.000
Transkop-Patni-ki soob. Bitola	51.13 EUR	30.000	1.000,00	1.000,00	675,41	4	210.000	3.406	30.000.000
Internesnal Hotels AD Skopje	1.00 EUR	530.554	4.005,00	3.889,00	3.969,82	26	207.277	3.367	2.124.868.770
Rudnici Banjani Skopje	50.00 DEM	65.502	600,00	600,00	600,00	4	191.400	3.103	39.301.200
Trikotaza Pelister Bitola	35.00 EUR	100.985	160,00	160,00	160,00	3	170.240	2.760	16.157.600
Tehnometal Vardar Skopje	51.13 EUR	80.186	635,00	632,00	732,60	4	100.683	1.633	50.677.552
Tutunski kombinat Prilep	51.13 EUR	2.482.223	291,00	200,00	209,59	4	95.230	1.547	722.326.893
EMO Ohrid	30.68 EUR	758.860	60,00	31,00	45,25	12	89.133	1.446	39.460.720
Lotarija na Makedonija Skopje	51.03 EUR	161.540	390,00	390,00	390,00	2	82.290	1.335	63.000.600
Grozd Strumica	50.00 EUR	25.551	950,00	950,00	945,38	4	71.250	1.155	24.273.450
Skopski pazar Skopje	51.13 EUR	14.629	1.800,00	1.800,00	1.767,54	1	48.600	788	26.332.200
Popova Kula Demir Kapija	61.50 MKD	2.700.000	17,00	16,00	16,43	6	38.500	624	45.900.000
Zito Luks Skopje	35.79 EUR	819.234	121,00	120,00	145,03	3	32.149	521	98.308.080
Blagoj Gjorev Veles	25.56 EUR	516.000	369,00	358,00	364,04	2	27.565	448	184.728.000
RZ Inter-Transsped Skopje	5.11 EUR	585.399	25,00	25,00	25,00	5	26.050	423	14.634.975
Transbalkan Gevgelija	100.00 EUR	44.666	309,00	309,00	594,64	1	21.939	356	13.801.794
Makoteks Skopje	35.90 EUR	94.063	50,00	50,00	50,00	1	4.150	67	4.703.150
Ugotur Skopje	5.11 EUR	866.160	5,00	5,00	8,39	1	170	3	4.330.800
Total						5.436	681.467.889	11.058.446	80.527.996.924



SEMIANNUAL STATISTICAL BULLETIN

FOREIGN AND DOMESTIC INVESTORS IN THE TOTAL TURNOVER

	January	February	March	April	May	June
Buying Foreign private investors	2,72%	1,56%	3,33%	7,82%	1,54%	0,94%
Buying Foreign Legal investors	7,71%	19,57%	8,50%	10,28%	8,46%	2,64%
TOTAL	10,42%	21,13%	11,83%	18,10%	10,00%	3,58%
Buying Domestic private investors	33,79%	34,56%	49,72%	49,52%	23,56%	21,49%
Buying Domestic Legal investors	55,78%	44,31%	38,45%	32,38%	66,44%	74,92%
TOTAL	89,58%	78,87%	88,17%	81,90%	90,00%	96,42%
Selling Foreign private investors	3,67%	2,53%	3,51%	6,26%	1,54%	1,27%
Selling Foreign Legal investors	9,65%	12,85%	9,50%	15,69%	7,01%	19,68%
TOTAL	13,32%	15,38%	13,01%	21,95%	8,56%	20,95%
Selling Domestic private investors	30,09%	47,30%	55,76%	61,54%	45,87%	37,30%
Selling Domestic Legal investors	56,59%	37,32%	31,23%	16,51%	45,57%	41,75%
TOTAL	86,68%	84,62%	86,99%	78,05%	91,44%	79,05%

Data as last day of trading in currently month according to the Central Securities Depository, regarding the participation of the foreign and domestic investors in the total turnover.

TURNOVER PER MEMBERS / in denars*

Member	Member	Trading in BEST	% in BEST	Block transaction	% Block	Government auctions	% Government auctions	Total
ILIRIKA INVESTMENTS AD Skopje	IL	837.315.730	34,75	23.997.772	6,33	6.404.111	7,04	867.717.613
Komercijalna Banka AD Skopje	KB	301.578.671	12,52	54.670.773	14,43	12.774.388	14,04	369.023.832
Eurohaus AD Skopje	EH	280.010.180	11,62	75.699.528	19,98	2.229.535	2,45	357.939.243
Inovo Broker AD Skopje	IN	265.262.886	11,01	12.386.900	3,27	41.746.280	45,88	319.396.066
Investbroker AD Skopje	MI	135.494.403	5,62	35.263.000	9,31	4.905.295	5,39	175.662.698
Postel Broker AD Skopje	PT	39.645.133	1,65	129.932.000	34,29	251.900	0,28	169.829.033
NLB Tutunska Banka AD Skopje	TN	92.118.991	3,82	29.437.848	7,77	3.183.412	3,50	124.740.251
Stopanska Banka AD Skopje	SB	116.194.901	4,82	0	0,00	0	0,00	116.194.901
TTK Banka AD Skopje	TK	81.919.650	3,40	17.502.597	4,62	13.057.112	14,35	112.479.359
MOJ broker AD Skopje	MO	102.867.037	4,27	0	0,00	643.000	0,71	103.510.037
Alta Vista broker AD Skopje	AV	70.486.800	2,93	0	0,00	1.763.911	1,94	72.250.711
Peon Broker AD Skopje	PE	44.209.800	1,83	0	0,00	1.613.767	1,77	45.823.567
Fersped Broker AD Skopje	FR	23.510.492	0,98	0	0,00	2.275.648	2,50	25.786.140
EURObroker AD Skopje	EU	15.625.129	0,65	0	0,00	133.600	0,15	15.758.729
Centralna Kooperativna Banka AD Skopje	SL	3.195.964	0,13	0	0,00	0	0,00	3.195.964
Total		2.409.435.767	100,00	378.890.418	100,00	90.981.959	100,00	2.879.308.144

*Turnover via BEST system and turnover in block trades is calculated on the basis of double counting, in order to include the executed cross trades by the MSE members in the structure of the overall MSE turnover. As since July 13, during the government auctions on the selling side there is no brokers (i.e. MSE performs this role), the turnover derived from government auctions is still calculated on the basis of single counting.

MEMBERS OF MACEDONIAN STOCK EXCHANGE

Member	Address	Tel/fax	E-mail	Web page
ALTA VISTA BROKER AD Skopje	bul. Koco Racin br. 30 vlez 2/2, Skopje	02/3217-103 ; Fax :02/3217-103 ;	info@altavistabroker.com.mk	www.altavistabroker.com.mk
EURO BROKER AD Skopje	ul. Veljko Vlahovic 1/2-2, Skopje	02/3215-198,3215-199, Fax ::3223-397;	eurobroker@mt.net.mk	www.eurobroker.com.mk
EUROHAUS AD Skopje	ul. Dame Gruev br.5 zgrada1/vlez 2, Ckonje	02/ 3217-095; Fax :02/3217-035;	s.drakulovski@eurohaus.com.mk	www.eurohaus.com.mk
ILIRIKA INVESTMENTS AD Skopje	ul. Dame Gruev 1b, BC Paloma Bjanka ,mezanim, lokal 1, Skopje	02/3296-853, Fax ::02/3213-785 ;	info@ilirika.com.mk	www.ilirika.com.mk
INVESTBROKER AD Skopje	ul. Istarska br. 33, Skopje	02/3110-290; Fax ::02/3103-291;	investbroker@investbroker.com.mk	www.investbroker.com.mk
INOVO BROKER AD Skopje	Bul.Teodosij Gologanov br.60/1-4, Skopje	02/3120-941 ; Fax ::02/3110-950 ;	office@innovobroker.com	www.innovobroker.com
KOMERCIJALNA BANKA AD Skopje-Direkcija za trguvanje so hartii od vrednost	Ul. Orce Nikolov br.3, Skopje	02/3218-218;Fax ::02/3218-222 ;	kbbroker@kb.com.mk	www.kb.com.mk
MOJ BROKER AD Skopje	ul.Veljko Vlahovic 1A/1-1, Skopje	02/ 3221-012, Fax :: 02/ 3221-041 ;	info@mojbroker.com.mk	www.mojbroker.com.mk
NLB TUTUNSKA BANKA AD Skopje	ul.Majka Tereza br.1, Skopje	02/5100-354; Fax :02/ 3296-219;	info@nlbtbroker.com.mk	www.nlbtbroker.com.mk
PEON BROKER AD Skopje	ul. Kole Nedelkovski br.50, lokal 2, Skopje	02/ 3296-350 ; Fax :02/ 3203-842 ;	peonbroker@t-home.mk	www.peonbroker.com.mk
POSTEL BROKER AD Skopje	ul. 27 Mart bb, (Mal ring), do h.Jadran, Skopje	02/3224-300; Fax :02/3224-300;	palevski@postbank.com.mk	
STOPANSKA BANKA AD Skopje-Direkcija za rabota so hartii od vrednost I brokersko-posrednicki uslugi	bul.11 Oktomvri br.7, Skopje	02/3295-405, Fax ::3295-551 ;	broker@stb.com.mk	http://www.stb.com.mk
TTK BANKA AD Skopje-Oddel za rabota so hartii od vrednost	ul.Marsal Tito br.16 Bitola, ul.Naroden front br.19 Skopje	047/203-691 ; Fax ::02/3216 530;	ttkbroker@ttk.com.mk	www.ttk.com.mk
FERSPED BROKER AD Skopje	ul. Marsal Tito br.11, Skopje	02/ 3219-333 ; Fax ::02/3219-477 ;	broker@fersped.com.mk	www.fersped.com.mk
CENTRALNA KOOPERATIVNA BANKA AD Skopje	ul.Pajak br.9, Skopje	02/3204 033; Fax ::02/3213 159 ;	shv@ccb.com.mk	

