

ANNUAL STATISTICAL BULLETIN

JANUARY—DECEMBER 2013

Market capitalization: 102.718.163.286

Turnover: 3.234.557.987

Number of transactions: 13.585

MBI10: 1.738,86

↓9,11%

↓42,24%

↓9,14%

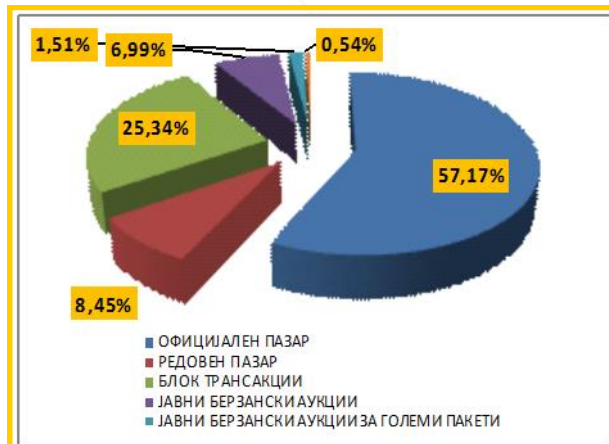
↓12,34%

BASIC INDICATORS

	January - December 2012	January - December 2013	% of change
TURNOVER (denars)			
TRADING IN BEST	2.755.471.034	2.122.770.731	-22,96
Shares	1.553.185.005	1.394.585.615	-10,21
Bonds	1.202.286.029	728.185.116	-39,43
DAILY AVERAGE TURNOVER (denars)	11.201.102	8.664.370	-22,65
DAILY AVERAGE NUMBER OF TRANSACTIONS	60	55	-8,33
BLOCK TRANSACTIONS	2.399.890.440	819.559.599	-65,85
PUBLIC AUCTIONS	347.082.916	274.712.773	-20,85
PUBLIC OFFERING	97.860.558	17.514.884	-82,10
TOTAL	5.600.304.948	3.234.557.987	-42,24
NUMBER OF TRANSACTIONS			
TRADING IN BEST	14.806	13.396	-9,52
BLOCK TRANSACTIONS	75	82	9,33
GOVERNMENT AUCTIONS	53	101	90,57
PUBLIC OFFERING	17	6	-64,71
TOTAL	14.951	13.585	-9,14
MARKET CAPITALIZATION (denars)			
MARKET CAPITALIZATION OF SHARES	113.016.985.122	102.718.163.286	-9,11
LISTED SHARES	25.917.759.876	97.755.772.716	277,18
MARKET OF JOINT STOCK COMPANIES WITH SPECIAL RE-	87.099.225.245	4.962.390.570	-94,30
MARKET CAPITALIZATION OF BONDS	7.353.535.935	6.616.404.276	-10,02
TOTAL MARKET CAPITALIZATION	120.370.521.057	109.334.567.562	-9,17
MBI10	1.731,18	1.738,86	0,44
OMB	118,61	124,13	4,65
NUMBER OF LISTED COMPANIES	32	116	262,50
NUMBER OF TRADING DAYS	246	245	-0,41

TURNOVER STRUCTURE

Market segment	Turnover (denars)	Turnover (euro)	%	Num. of trans.
OFFICIAL MARKET	1.849.337.846	30.018.049	57,17	11.164
REGULAR MARKET	273.432.885	4.437.734	8,45	2.232
BLOCK TRANSACTIONS	819.559.599	13.298.129	25,34	82
PUBLIC AUCTIONS	225.952.773	3.671.191	6,99	100
PUBLIC AUCTIONS FOR BIG PACKAGES OF SHARES	48.760.000	792.902	1,51	1
PUBLIC OFFERING	17.514.884	284.788	0,54	6
TOTAL	3.234.557.987	52.502.794	100	13.585



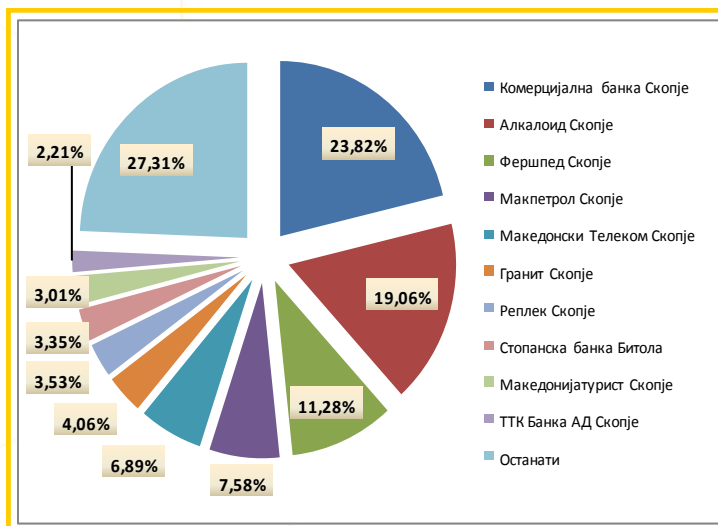
ANNUAL STATISTICAL BULLETIN

TURNOVER PER MONTHS

Month	Trading in BEST		Block transactions		Government auctions		Public offering		Total	
	Turnover MKD	%	Turnover MKD	%	Turnover MKD	%	Turnover MKD	%	Turnover MKD	%
January	144.815.555	6,82	37.716.000	4,60	66.158.016	24,08	0	0,00	248.689.571	7,69
February	164.112.976	7,73	42.261.386	5,16	1.845.830	0,67	0	0,00	208.220.192	6,44
March	172.864.969	8,14	3.987.000	0,49	0	0,00	0	0,00	176.851.969	5,47
April	142.835.179	6,73	18.185.450	2,22	0	0,00	0	0,00	161.020.629	4,98
May	304.096.774	14,33	38.588.012	4,71	0	0,00	0	0,00	342.684.786	10,59
June	275.992.431	13,00	48.707.361	5,94	22.978.113	8,36	0	0,00	347.677.904	10,75
July	188.092.754	8,86	168.940.477	20,61	0	0,00	0	0,00	357.033.230	11,04
August	79.997.662	3,77	7.676.601	0,94	48.760.000	17,75	0	0,00	136.434.263	4,22
September	154.568.663	7,28	41.129.330	5,02	0	0,00	0	0,00	195.697.993	6,05
October	104.896.936	4,94	0	0,00	97.667.454	35,55	0	0,00	202.564.390	6,26
November	95.471.668	4,50	82.024.000	10,01	0	0,00	17.514.884	100,00	195.010.552	6,03
December	295.025.164	13,90	330.343.982	40,31	37.303.361	13,58	0	0,00	662.672.507	20,49
Вкупно	2.122.770.731	100,00	819.559.599	100,00	274.712.773	100,00	17.514.884	100,00	3.234.557.987	100,00

10 MOST LIQUID SHARES (Official market)

Issuer	Average price (MKD)	Volume	Turnover in MKD	Numb. of trans- ac.
Komercijalna banka AD Skopje	2.099,00	124.267	267.023.366	1.582
Alkaloid AD Skopje	4.334,14	49.131	213.725.203	1.686
Fersped AD Skopje	65.844,98	961	126.436.007	194
Makpetrol AD Skopje	15.440,21	5.280	85.016.762	1.158
Makedonski Telekom AD	474,64	179.768	77.273.111	473
Granit AD Skopje	399,98	116.264	45.522.506	686
Replek AD Skopje	43.679,20	900	39.534.667	188
Stopanska banka AD Bitola	1.478,13	25.262	37.601.273	365
Makedonijaturist AD Skopje	3.155,00	10727	33.743.641	274
TTK Banka AD Skopje	720,07	34.919	24.781.292	184
Rest		503.555	170.494.902	2.536
Total		1.051.034	1.121.152.730	9.326



TOP GAINERS / TOP LOSERS—OFFICIAL MARKET

Issuer	Average price (MKD) 28.12.2012	Average price (MKD) 30.12.2013	% of change
TOP GAINERS			
Fersped AD Skopje	41.000,00	175.651,00	328,42
Tutunski kombinat AD Prilep	135,00	450,00	233,33
Makpetrol AD Skopje	12.000,00	25.280,14	110,67
Vitaminka AD Prilep	3.000,00	5.010,00	67,00
Tetekes AD Tetovo	319,00	460,00	44,20
TOP LOSERS			
OHIS AD Skopje	65,00	18,00	-72,31
Zito Luks AD Skopje	159,00	90,00	-43,40
Toplifkacija AD Skopje	1.530,00	918,46	-39,97
Komercijalna banka AD Skopje	2.414,26	1.789,87	-25,86
Skopski Pazar AD Skopje	4.100,00	3.200,00	-21,95

ANNUAL STATISTICAL BULLETIN

MBI10

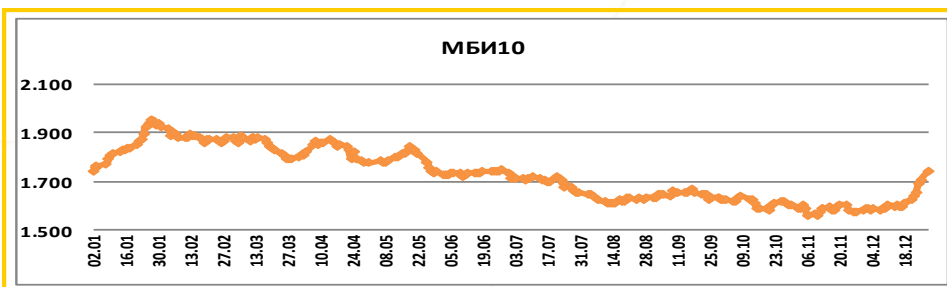
Value at 30.12.2013 1.738,86

MAX January-December(28.01) 1.955,92

MIN January-December (08.11) 1.556,96

% of change from 30.06.2013 -0,38

% of change from 31.12.2012 0,44

All about MBI10 on: <http://www.mse.com.mk/Indicies.aspx?Index=MBI10>

TRADING WITH MBI10 LISTED COMPANIES

Issuer	Max. (MKD)	Min. (MKD)	Average price (MKD)	Volume	Turnover in MKD	Turnover in Eur	% in turnover	Numb. of transac.	Market capitalization (MKD)
Alkaloid AD Skopje	4.650,00	4.120,00	4.334,14	52.131	227.015.203	3.685.686	25,98	1.687	6.436.508.170
Granit AD Skopje	470,00	350,00	399,98	116.264	45.522.506	739.127	5,21	686	1.105.695.720
Komercijalna banka AD Skopje	2.750,00	1.650,00	2.099,00	124.267	267.023.366	4.335.131	30,56	1.582	4.079.233.651
Makpetrol AD Skopje	25.282,00	12.000,00	15.440,21	5.280	85.016.762	1.379.848	9,73	1.158	2.841.032.693
Makedonijaturist AD Skopje	3.490,00	2.900,00	3.155,00	10.727	33.743.641	547.936	3,86	274	1.515.027.450
Replek AD Skopje	47.000,00	41.000,00	43.679,20	900	39.534.667	641.687	4,52	188	1.218.240.000
Stopanska banka AD Bitola	1.850,00	1.300,00	1.478,13	25.262	37.601.273	610.469	4,30	365	549.975.617
Makedonski Telekom AD Skopje	514,00	390,00	474,64	179.768	77.273.111	1.254.605	8,84	473	37.391.500.017
Toplifkacija AD Skopje	1.800,00	650,00	1.143,29	15.658	18.829.575	305.722	2,15	474	413.307.000
TTK banka AD Skopje	800,00	660,00	720,07	59.011	42.283.889	686.067	4,84	185	599.206.080
Total				589.268	873.843.993	14.186.277	100,00	7.072	56.149.726.398

MBI10 LISTED COMPANIES RATIOS

Issuer	P/E Ratio[1]	Dividend yield[2]	Average price 30.12.2013	Average price 28.12.2012	% of change
Alkaloid AD Skopje	10,98	4,09%	4.496,80	4.151,69	8,31
Granit AD Skopje	3,8	3,33%	360,00	380,89	-5,48
Komercijalna banka AD Skopje	7,29	5,57%	1.789,87	2.414,26	-25,86
Makpetrol AD Skopje	/	0,00%	25.280,14	12.000,00	110,67
Makedonijaturist AD Skopje	7,06	6,51%	3.350,00	3.060,92	9,44
Replek AD Skopje	7,65	8,51%	47.000,00	42.000,00	11,90
Stopanska banka AD Bitola	/	0,00%	1.406,67	1.301,59	8,07
Makedonski Telekom AD Skopje	13,18	12,59%	390,15	520,00	-24,97
Toplifkacija AD Skopje	10,75	6,53%	918,46	1.530,00	-39,97
TTK banka AD Skopje	14,55	0,00%	660,00	700,00	-5,71

[1] Share price at last day of trading in currently month./ Earnings per share

[2]The ratios are calculated using the data from the last published Audited financial reports and last payed dividend.

FOREIGN INVESTORS IN MBI10 LISTED COMPANIES

Issuer	I	II	III	IV	V	VI	VII	VIII	IX	X	XI	XII	Change XII2012/
Alkaloid AD Skopje	9,48%	9,46%	9,64%	9,69%	9,89%	9,81%	9,86%	9,83%	9,83%	9,74%	9,76%	9,78%	0,26%
Granit AD Skopje	15,48%	15,49%	15,47%	15,65%	15,62%	15,65%	15,62%	15,58%	15,59%	15,52%	15,46%	15,05%	-0,47%
Komercijalna banka AD Skopje	50,92%	51,04%	50,92%	50,72%	50,48%	49,72%	49,49%	49,22%	49,13%	49,02%	48,90%	48,42%	-2,54%
Makpetrol AD Skopje	8,22%	8,22%	8,21%	8,24%	8,27%	8,23%	8,22%	8,20%	8,14%	8,15%	8,03%	8,03%	-0,21%
Makedonijaturist AD Skopje	0,74%	0,81%	0,82%	0,81%	0,81%	0,81%	0,78%	0,77%	0,76%	0,75%	0,77%	0,73%	0,00%
Replek AD Skopje	19,71%	19,71%	19,69%	19,71%	19,85%	19,85%	19,87%	19,94%	19,91%	19,91%	19,91%	19,90%	0,19%
Stopanska banka AD Bitola	9,84%	9,96%	9,80%	9,76%	9,64%	9,50%	9,39%	9,04%	8,97%	8,88%	8,86%	8,75%	-1,21%
Makedonski Telekom AD Skopje*	-	-	-	-	-	-	1,94%	1,94%	1,94%	1,94%	1,94%	1,85%	-
Toplifkacija AD Skopje	20,27%	20,29%	20,33%	20,28%	20,48%	20,48%	20,37%	20,34%	20,35%	20,30%	20,17%	20,11%	-0,05%
TTK banka AD Skopje	28,25%	28,22%	28,36%	28,20%	28,18%	25,47%	25,47%	25,47%	25,47%	25,47%	25,14%	24,83%	-3,43%

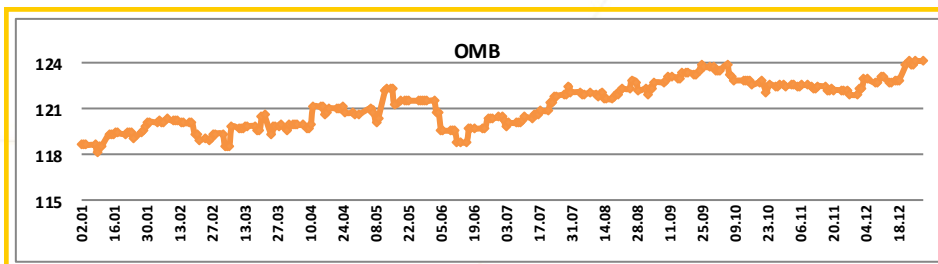
Data as last day of trading in currently month according to the Central Securities Depository, regarding the participation of the foreign investors in the number of shares.

Note: Makedonski Telekom AD Skopje is listed company on Official Market on segment Mandatory listing starting from 11.06.2013, and element of MBI10 index starting from 15.09.2013.

ANNUAL STATISTICAL BULLETIN

OMB

Value at	30.12.2013	124,13
MAX January-December(27.12)		124,13
MIN January-December(09.01)		118,10
% of change from 30.06.2013		3,16
of change from 31.12.2012		4,65



All about OMB on: <http://www.mse.com.mk/Indices.aspx?Index=OMB>

OVERVIEW OF THE TRADING WITH BONDS

	Max (%)	Min (%)	Last daily average price (%)	Last Trading day	Volume (NV in euro)	Turnover (NKD)	Turnover (EUR)	Yield to maturity*
Government bonds denationalization.(RMDEN02)	98,50	97,50	98,50	06.03.2013	6.383	387.474	6.284	-
Government bonds denationalization.(RMDEN03)	97,50	96,00	96,10	26.11.2013	29.615	1.760.275	28.597	-
Government bonds denationalization.(RMDEN04)	98,50	93,00	98,50	26.12.2013	2.237.863	134.536.758	2.184.724	3,68%
Government bonds denationalization.(RMDEN05)	96,70	92,00	96,00	05.11.2013	771.104	45.488.800	737.998	5,01%
Government bonds denationalization.(RMDEN06)	96,00	91,00	96,00	27.12.2013	220.040	12.701.684	206.063	4,23%
Government bonds denationalization.(RMDEN07)	94,50	90,50	93,00	10.12.2013	122.327	6.954.893	112.853	5,21%
Government bonds denationalization.(RMDEN08)	98,00	87,30	93,50	13.12.2013	99.869	5.635.932	91.514	4,47%
Government bonds denationalization.(RMDEN09)	93,00	87,50	93,00	23.12.2013	1.214.103	67.925.069	1.103.196	4,29%
Government bonds denationalization.(RMDEN10)	93,50	87,00	91,95	10.12.2013	173.257	9.478.722	153.881	4,33%
Government bonds denationalization.(RMDEN11)	94,00	86,50	92,90	27.12.2013	1.044.159	57.670.629	936.315	3,79%
Government bonds denationalization.(RMDEN12)	93,00	86,10	92,00	30.12.2013	7.048.624	385.644.879	6.256.489	3,85%

*The model for calculation of yield to maturity is adapted to the characteristics of the bonds. Calculation date is 31.12.2013, using the last average price of the bonds.

FOREIGN AND DOMESTIC INVESTORS IN THE TOTAL TURNOVER

	I	II	III	IV	V	VI	VII	VIII	IX	X	XI	XII
Buying Foreign private investors	2,72%	1,56%	3,33%	7,82%	1,54%	0,94%	2,29%	5,60%	2,56%	1,66%	5,38%	0,96%
Buying Foreign Legal investors	7,71%	19,57%	8,50%	10,28%	8,46%	2,64%	1,56%	1,87%	4,31%	6,84%	7,58%	4,27%
TOTAL	10,42%	21,13%	11,83%	18,10%	10,00%	3,58%	3,85%	7,47%	6,87%	8,49%	12,96%	5,23%
Buying Domestic private investors	33,79%	34,56%	49,72%	49,52%	23,56%	21,49%	17,73%	42,04%	31,24%	19,43%	43,51%	22,78%
Buying Domestic Legal investors	55,78%	44,31%	38,45%	32,38%	66,44%	74,92%	78,43%	51,21%	61,91%	72,16%	43,53%	71,99%
TOTAL	89,58%	78,87%	88,17%	81,90%	90,00%	96,42%	96,16%	93,24%	93,16%	91,58%	87,04%	94,77%
Selling Foreign private investors	3,67%	2,53%	3,51%	6,26%	1,54%	1,27%	2,17%	8,18%	3,62%	2,68%	4,88%	1,13%
Selling Foreign Legal investors	9,65%	12,85%	9,50%	15,69%	7,01%	19,68%	3,99%	17,23%	4,84%	7,55%	17,53%	17,49%
TOTAL	13,32%	15,38%	13,01%	21,95%	8,56%	20,95%	6,16%	25,41%	8,45%	10,24%	22,40%	18,62%
Selling Domestic private investors	30,09%	47,30%	55,76%	61,54%	45,87%	37,30%	28,01%	48,65%	45,75%	29,12%	37,42%	54,73%
Selling Domestic Legal investors	56,59%	37,32%	31,23%	16,51%	45,57%	41,75%	65,83%	25,94%	45,80%	60,65%	40,17%	26,65%
TOTAL	86,68%	84,62%	86,99%	78,05%	91,44%	79,05%	93,84%	74,59%	91,55%	89,76%	77,60%	81,38%

Data as last day of trading in currently month according to the Central Securities Depository, regarding the participation of the foreign and domestic investors in the total turnover.

*transactions from the public offering in August with the shares of TE-TO AD Skopje are excluded from the calculation.

*block trades in November with the shares of Fersped AD Skopje are excluded from the calculation.

ANNUAL STATISTICAL BULLETIN

LISTED COMPANIES

Issuer	Nominal value	Number of Outstanding shares	Max. price	Min. price	Average price	Volume	Num. of trades	Turnover (MKD)	Turnover (EUR)	Market capitalization (MKD)
Feršped Skopje	37400.00 MKD	18.113	201.203,00	41.000,00	52.924,92	3.907	252	535.793.989	8.693.227	3.181.566.563
Komercijalna banka Skopje	1000.00 MKD	2.279.067	2.750,00	1.650,00	2.090,24	124.267	1582	267.023.366	4.335.131	4.079.233.651
Alkaloid Skopje	25.56 EUR	1.431.353	4.650,00	4.120,00	4.336,45	52.131	1687	227.015.203	3.685.686	6.436.508.170
Evropa Skopje	51.13 EUR	255.583			3.145,00	82.355	5	199.824.509	3.241.718	803.808.535
Makedonski Telekom Skopje	100.00 MKD	95.838.780	560,00	390,00	495,97	266.652	935	123.375.012	2.002.920	37.391.500.017
Makpetrol Skopje	511.29 EUR	112.382	25.282,00	12.000,00	15.223,64	5.280	1158	85.016.762	1.379.848	2.841.032.693
Granit Skopje	5.00 EUR	3.071.377	470,00	350,00	397,18	116.264	686	45.522.506	739.127	1.105.695.720
TTK Banka AD Skopje	1000.00 MKD	907.888	800,00	660,00	727,54	59.011	185	42.283.889	686.067	599.206.080
Replek Skopje	562.42 EUR	25.920	47.000,00	41.000,00	43.511,97	900	188	39.534.667	641.687	1.218.240.000
Stopanska banka Bitola	3000.00 MKD	390.977	1.850,00	1.300,00	1.476,93	25.262	365	37.601.273	610.469	549.975.617
Makedonijaturist Skopje	25.56 EUR	452.247	3.490,00	2.900,00	3.148,29	10.727	274	33.743.641	547.936	1.515.027.450
Osiguruvanje Makedonija AD Skopje - Viena Inšurens Grup	20.08 EUR	717.462	2.001,00	1.650,00	1.942,87	16.504	215	31.894.781	517.633	1.434.924.000
Tutunska banka Skopje	1000.00 MKD	854.061	2.533,00	1.700,00	2.190,18	14.133	242	30.773.932	499.260	1.964.340.300
Žito Karaorman Kičevo	256.00 EUR	11.177	6.150,00	5.869,00	6.022,42	5.827	16	30.663.747	497.562	65.597.813
Karpoš Skopje	17.04 EUR	299.112	175,00	150,00	159,18	96.595	11	25.071.824	406.729	44.866.800
Žito Polog Tetovo	51.13 EUR	55.997			2.050,00	5.980	1	22.619.230	367.774	114.793.850
Rade Končar Skopje	25.00 EUR	206.230	2.756,00	1.201,00	1.740,28	13.128	107	20.855.449	338.438	385.650.100
Edinstvo Tetovo	5.11 EUR	887.551	145,00	145,00	145,00	136.877	420	19.847.165	322.138	128.694.895
Toplifikacija Skopje	51.13 EUR	450.000	1.800,00	650,00	1.198,15	15.658	474	18.829.575	305.722	413.307.000
Makstil Skopje	5.11 EUR	14.622.943	133,00	60,00	88,79	182.205	556	17.426.856	282.955	1.169.835.440
ZK Pelagonija Bitola	70.21 EUR	202.891	2.651,00	2.250,00	2.440,81	5.583	63	13.731.855	222.905	507.227.500
Univerzalna Investiciona Banka Skopje	1000.00 MKD	530.445	1.313,00	500,00	909,65	15.146	91	13.687.820	222.136	424.356.000
RŽ Uslugi Skopje	5.11 EUR	1.571.668	171,00	86,00	110,16	110.422	109	12.637.304	204.977	136.420.782
Geras Cunev konfekcija Strumica	15.00 EUR	67.992	595,00	589,00	582,55	20.530	2	12.153.760	197.065	40.455.240
Stopanska banka Skopje	201.10 MKD	17.460.180	190,00	129,00	149,40	56.793	183	9.002.672	146.110	3.003.150.960
ADUT Makedonija Bitola	51.13 EUR	35.000			1.000,00	7.974	2	7.974.000	129.350	35.000.000
Beton Štip	25.00 EUR	41.804	1.900,00	1.540,00	1.702,00	4.738	40	7.643.860	124.277	66.886.400
Prilepska Pivarnica Prilep	125.00 EUR	39.918	9.580,00	8.000,00	8.502,01	804	55	7.100.150	115.355	382.414.440
Duropack AD Skopje	25.56 EUR	279.000	495,00	449,00	482,13	14.165	84	6.982.402	113.321	138.105.000
Teteks Tetovo	50.40 EUR	427.984	499,00	321,00	401,73	16.731	75	6.605.696	107.355	196.872.640
Beton Skopje	255.65 EUR	54.562	5.099,00	3.321,00	3.862,70	1.662	127	6.516.451	105.831	190.967.000
Automakedonija Skopje	44.48 EUR	82.529	1.310,00	1.164,00	1.212,92	3.750	14	4.490.700	72.915	99.034.800
Vitaminka Prilep	52.36 EUR	77.330	5.040,00	3.500,00	4.712,08	819	39	3.991.809	64.878	387.423.300
Slavej Skopje	50.00 EUR	20.485	3.100,00	3.000,00	3.057,55	1.252	10	3.816.200	61.907	63.503.500
Skopski Pazar Skopje	51.13 EUR	70.937	4.070,00	2.600,00	3.379,93	984	65	3.130.195	50.831	226.998.400
Tajmište Kičevo	100.00 DEM	26.341	2.460,00	1.550,00	1.909,89	1.677	19	2.791.839	45.355	40.828.550
Makošped Skopje	1000.00 MKD	788.424	131,00	90,00	116,64	28.536	70	2.791.506	45.356	78.053.976
Agro Kumanovo Kumanovo	53.72 EUR	28.554	1.440,00	900,00	1.931,18	2.174	18	2.603.700	42.249	25.698.600
Ohridska banka AD Skopje	2650.00 MKD	438.586	1.210,00	1.000,00	1.111,73	2.145	53	2.376.511	38.597	460.515.300
OKTA Skopje	51.12 EUR	846.360	1.150,00	480,00	725,13	2.887	70	2.354.995	38.239	406.252.800
FZC 11 Oktomvri Kumanovo	51.13 EUR	491.000	618,00	300,00	441,44	5.100	69	2.308.380	37.470	147.300.000
Fustelarko Borec Bitola	33.24 EUR	81.222	1.500,00	500,00	744,61	1.930	24	2.235.400	36.266	64.977.600
Cementarnica USJE Skopje	3100.00 MKD	563.784	18.669,00	13.000,00	16.527,42	119	24	1.972.913	32.004	7.329.192.000
Tehnokomerc Skopje	51.13 EUR	22.000	825,00	825,00	917,86	2.077	2	1.713.525	27.778	18.150.000
Stopanska banka Skopje	400.00 MKD	227.444	300,00	245,00	263,01	4.448	56	1.184.277	19.239	56.861.000
Arcelormittal Skopje (HRM) Skopje	5.11 EUR	11.939.699	86,00	25,00	45,60	22.298	76	1.145.203	18.599	358.190.970
Arcelormittal Skopje (CRM) Skopje	5.11 EUR	19.320.176	85,00	39,00	51,17	19.166	65	1.025.384	16.652	850.087.744
Other listed shares on Official Market with turnover less than 1 mill. MKD						41.011	312	10.781.425	175.042	16.577.043.519
Total						1.628.584	11.176	2.009.467.308	32.614.087	97.755.772.716



ANNUAL STATISTICAL BULLETIN

TURNOVER PER MEMBERS / in denars*

Member	Member	Trading in BEST	% in BEST	Block transaction	% Block	Government auctions	% Government auctions	Public offering	% Public offering	Total
ILIRIKA INVESTMENTS AD Skopje	IL	1.168.458.606	27,52	62.680.812	3,82	8.632.293	2,67	0	0,00	1.239.771.711
INOVO BROKER AD Skopje	IN	451.269.486	10,63	356.672.841	21,76	142.506.410	44,06	4.459.418	12,73	954.908.155
Eurohaus AD Skopje	EH	609.728.511	14,36	126.695.528	7,73	53.500.778	16,54	0	0,00	789.924.817
Komercijalna banka AD Skopje	KB	564.970.104	13,31	125.013.881	7,63	13.940.590	4,31	0	0,00	703.924.575
Fersped Broker AD Skopje	FR	192.205.274	4,53	361.091.786	22,03	13.187.755	4,08	0	0,00	566.484.815
INVESTBROKER AD Skopje	MI	234.528.843	5,52	216.797.246	13,23	6.711.391	2,07	0	0,00	458.037.479
Postel Broker AD Skopje	PT	73.912.272	1,74	271.952.456	16,59	900.885	0,28	0	0,00	346.765.613
NLB Tutunska Banka AD Skopje	TN	244.210.259	5,75	33.876.120	2,07	58.962.322	18,23	0	0,00	337.048.701
TTK Banka Skopje	TK	146.774.310	3,46	17.502.597	1,07	14.882.181	4,60	30.570.350	87,27	209.729.438
Stopanska banka AD Skopje	SB	203.392.746	4,79	0	0,00	0	0,00	0	0,00	203.392.746
Alta Vista broker AD Skopje	AV	116.290.621	2,74	42.831.432	2,61	3.845.831	1,19	0	0,00	162.967.884
Moj Broker AD Skopje	MO	112.355.162	2,65	0	0,00	643.000	0,20	0	0,00	112.998.162
Peon Broker AD Skopje	PE	82.172.940	1,94	24.004.500	1,46	5.625.737	1,74	0	0,00	111.803.177
EURObroker AD Skopje	EU	42.076.365	0,99	0	0,00	133.600	0,04	0	0,00	42.209.965
Centralna kooperativna banka AD Skopje	SL	3.195.964	0,08	0	0,00	0	0,00	0	0,00	3.195.964
Total		4.245.541.461	100,00	1.639.119.198	100,00	323.472.773	100,00	35.029.768	100,00	6.243.163.200

*Turnover via BEST system and turnover in block trades is calculated on the basis of double counting, in order to include the executed cross trades by the MSE members in the structure of the overall MSE turnover. As since July 13, during the government auctions on the selling side there is no brokers (i.e. MSE performs this role), the turnover derived from government auctions is still calculated on the basis of single counting.

MEMBERS OF MACEDONIAN STOCK EXCHANGE

Member	Address	Tel/fax	E-mail	Web page
ALTA VISTA BROKER AD Skopje	bul. Koco Racin br. 30 vlez 2/2, Skopje	02/3217-103 ; Fax :02/3217-103 ;	info@altavistabroker.com.mk	www.altavistabroker.com.mk
EURO BROKER AD Skopje	ul. Veljko Vlahovic 1/2-2, Skopje	02/3215-198,3215-199, Fax ::3223-397;	eurobroker@mt.net.mk	www.eurobroker.com.mk
EUROHAUS AD Skopje	ul. Dame Gruev br.5 zgrada1/vlez 2, Ckonje	02/ 3217-095; Fax :02/3217-035;	s.drakulovski@eurohaus.com.mk	www.eurohaus.com.mk
ILIRIKA INVESTMENTS AD Skopje	ul. Dame Gruev 1b, BC Paloma Bjanka ,mezanin, lokal 1, Skopje	02/3296-853, Fax ::02/3213-785 ;	info@ilirika.com.mk	www.ilirika.com.mk
INVESTBROKER AD Skopje	ul. Istarska br. 33, Skopje	02/3110-290; Fax ::02/3103-291;	invest-	www.investbroker.com.mk
INOVO BROKER AD Skopje	Bul.Teodosij Gologanov br.60/1-4, Skopje	02/3120-941 ; Fax ::02/3110-950 ;	office@innovobroker.com	www.innovobroker.com
KOMERCIJALNA BANKA AD Skopje-Direkcija za trgovanje so hartii od vrednost	Ul. Orce Nikolov br.3, Skopje	02/3247-440;Fax :: :02/3111-037	contact@kb.com.mk	www.kb.com.mk
NLB TUTUNSKA BANKA AD Skopje	ul.Majka Tereza br.1, Skopje	02/5100-354; Fax :02/ 3296-219;	info@nlbtbroker.com.mk	www.nlbtbroker.com.mk
PEON BROKER AD Skopje	ul. Kole Nedelkovski br.50, lokal 2, Skopje	02/ 3296-350 ; Fax :02/ 3203-842 ;	peonbroker@t-home.mk	www.peonbroker.com.mk
POSTEL BROKER AD Skopje	ul. 27 Mart bb, (Mal ring), do h.Jadran, Skopje	02/3224-300; Fax :02/3224-300;	palevski@postbank.com.mk	
STOPANSKA BANKA AD Skopje-Direkcija za rabota so hartii od vrednost I broker-sko-posrednicki uslugi	bul.11 Oktomvri br.7, Skopje	02/3295-405, Fax ::3295-551 ;	broker@stb.com.mk	http://www.stb.com.mk
TTK BANKA AD Skopje-Oddel za rabota so hartii od vrednost	ul.Marsal Tito br.16 Bitola, ul.Naroden front br.19 Skopje	047/203-691 ; Fax : :02/3216 530;	ttkbroker@ttk.com.mk	www.ttk.com.mk
FERSPED BROKER AD Skopje	ul. Marsal Tito br.11, Skopje	02/ 3219-333 ; Fax ::02/3219-477 ;	broker@fersped.com.mk	www.fersped.com.mk

Note: Centralna Kooperativna banka AD Skopje was MSE member till 09.07.2013;
Moj Broker AD Skopje was MSE member till 09.10.2013 година.